

THE NEW ALTERNATIVE TO CUTTING  
PIPES AND MECHANICAL METERS  
FROM MICRONICS, FOR SIMPLE,  
LOW COST FLOW MEASUREMENT  
FROM OUTSIDE THE PIPE!



**NEW!**  
Pipe range  
has been  
extended to  
6" pipes.



**MADE IN  
BRITAIN**

The U1000MKII-FM is an ultrasonic permanent/fixed clamp-on flow metering solution for measuring flow rate and total flow with a volume pulse output and optional Modbus or 4-20mA flow proportional output, which can be used as a stand alone meter or as part of an integral management system.

**Simple to install** – connect power and enter the pipe inside diameter, adjust the sensors and clamp-on the pipe -no specialist skills or tools required!

A cost effective alternative to traditional in-line meter installation, plus dry servicing, providing minimum downtime and maximum availability!

Compact, rugged and reliable, the U1000MKII-FM has been designed to provide sustained performance in industrial environments.



For further information call us on  
**+44 (0)1628 810456**  
or email **[sales@micronicsltd.co.uk](mailto:sales@micronicsltd.co.uk)**  
**[www.micronicsflowmeters.com](http://www.micronicsflowmeters.com)**



## Industries:

- Building Services
- Energy Management
- Water Treatment
- Chemical
- Pharmaceutical
- Petrochemical
- Food

## Recommended for:

- Hot water < 85°C (185°F)
- Chilled water
- Potable water
- Demineralised water
- Chilled Water with Glycol

## Application/use:

- Hot water metering and flow measurement
- Flow measurement for heat metering
- Chilled water metering and flow measurement
- Flow measurement for chilled water energy metering
- Potable water metering and flow measurement
- Process water metering and flow measurement
- Ultrapure water measurement

## U1000MKII-FM – Fixed Ultrasonic Flow Meter

### SPECIFICATION

**Measurement Technique:** Ultrasonic transit time method for flow measurement.

Turn Down Ratio: 200:1

**Accuracy:** +/- 1% – 3% of flow reading for >0.3m/s (1 ft/s).

**Flow Velocity Range:** 0.1m/s – 10m/s (0.3 ft/s – 32 ft/s).

**Pipe Range:** Available in 2 options. 22mm to 115mm and 125mm to 180mm OD. Note Pipe size is dependent on pipe material and internal diameter.

**Water Temp Range:** 0°C – 85°C (32°F – 185°F).

**Pulse Output:** Pulse or Frequency.

Pulse for Volume flow and Alarms.

Frequency for flow rate.

The pulse output can be configured as a loss of signal or low flow alarm.

**4-20mA Output:** Optional 4-20mA flow proportional output

**Modbus Communication:** Optional Modbus RTU slave, RS485 serial link hardware layer. Modbus connection cable is 1m.

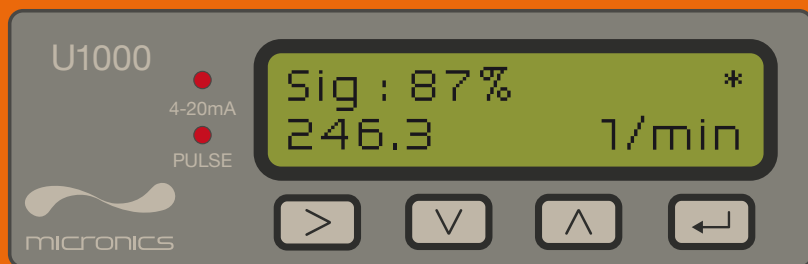
**External Power Supply:** 12V – 24V +/- 10% AC/DC at 7 watts per unit. Optional plug in 12V power supply.

**Electronics Enclosure:** IP54.

**Input/Output Cable:** 5m x 6 core for power in, 4-20mA and pulse out.

**Dimensions:** 250mm x 48mm x 90mm (10" x 2" x 4")  
(electronics + guide rail).





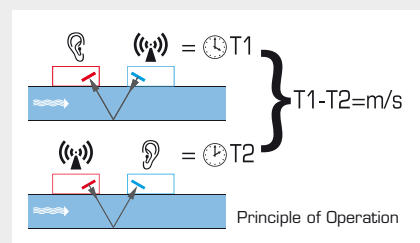
U1000MKII-FM Flow Reading Screen

### U1000MKII-FM Product Features and Benefits

- Factory configured – minimal site configuration
- Adjustable guide rail & sensor assembly – simple installation
- Clamp-on – non-invasive & low install cost
- LCD with backlight – install & service information
- Integral pulse or optional modbus and 4-20mA outputs – aM&T & BEM's compatible

### How does it work?

The Ultraflo is a transit time ultrasonic flow meter designed to work with clamp-on transducers, to provide accurate measurement of liquid flowing within a closed pipe, without the need for any mechanical parts to be inserted through the pipe wall or to protrude into the flow system. It takes just a few minutes to install and there is no need to shut down flow or drain the system!



### Simple steps for locating U1000MKII-FM on pipe



Guide rail and sensor assembly showing gel pads applied



Clamp guide rail and sensor assembly to pipe and release sensor locking screws



Connect power and sensors to electronic assembly

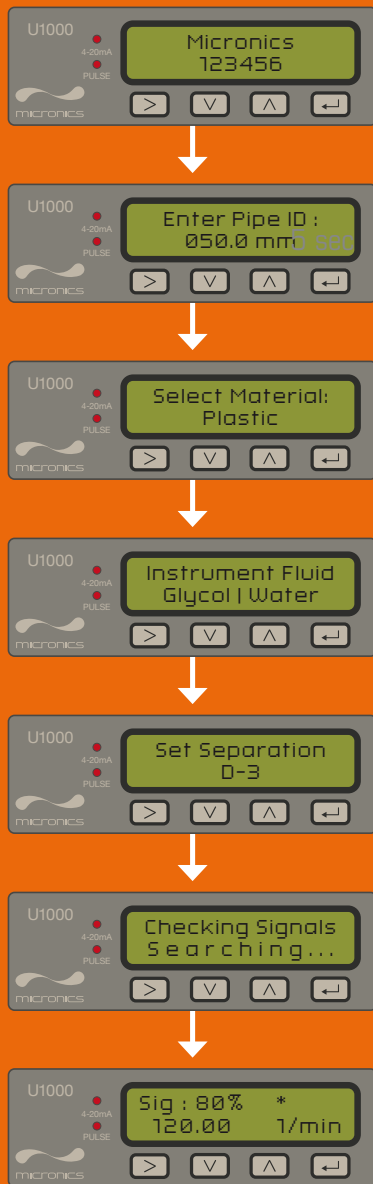


Click electronic assembly onto guide rail and sensor assembly

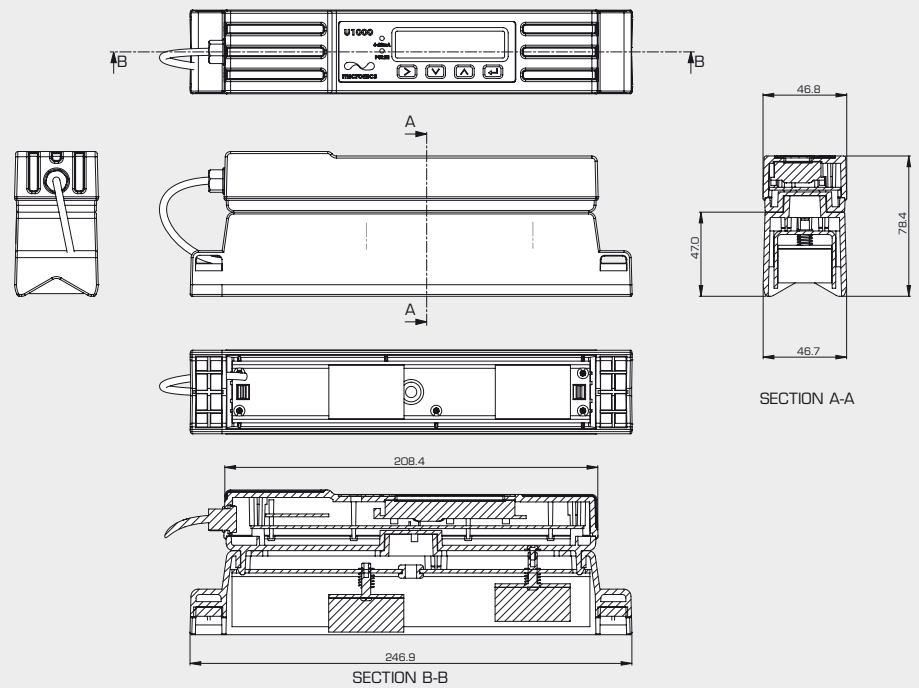
When ultrasound is transmitted between the transducers, the speed at which the sound travels through the liquid is accelerated slightly by the velocity of the liquid through the pipe. When ultrasound is transmitted in the opposite direction, the flow of the liquid causes the transmitted sound to decelerate. The subsequent time difference is directly proportional to the flow velocity in the pipe. Having measured the flow velocity and knowing the pipe cross-sectional area, the volumetric flow can be easily calculated.



## Power on configuration:



## U1000MKII-FM dimensions:



© Copyright 2018 Micronics Limited. Information subject to change without notice.

Micronics Ltd accepts no responsibility or liability if any product has not been installed in accordance with the installation instructions applicable to this product.

