

Simply a question of
better measurement



SCHMIDT® Flow Sensor SS 20.500


The ideal solution for flow measurement – even for dusty air and gases. Highly precise and compact!

Industrial processes

Cleanroom / pharmaceuticals

Ventilation / air-conditioning





Flow measurement easily handled

To be able to measure air and gas flows precisely and with repeatability a number of 'correct' parameters are required. For many flow sensors orientation relative to flow direction is essential for quality of results. The choice of the right sensor is also dependent on the gas to be measured. Dust and aggressive gases will also impact on the quality of results and also causes increased maintenance and replacement, with evident additional costs. In areas with potential for explosion hazard, as found in powder handling and oil/gas plants for example, sensors with appropriate approval are required, and limits the options of sensor supplier.

This flow sensor makes selection easier

The thermal SCHMIDT® Flow Sensor SS 20.500 offers an ideal solution for energy efficiency and complicated applications to include drying processes, exhaust discharge, glovebox and fume cupboard flows, volume flow control and many more. In addition to velocity the sensor also measures the process temperature and both of these parameters are available as independent outputs. This combined measurement capability reduces the number of tapping points, easing installation and also offers an obvious cost benefit. Extreme flow angles of 360 degrees axial and ± 45 degrees from vertical simplify positioning in the gas flow. A wide measuring range of 0.06 up to 50 m/s and traceable calibration via a high precision adjustment ensures accuracy and reliability of measurement.

Dust and aggressive gases? No problem!

The patented dumbbell head makes measurement possible in dust laden applications without influencing the measured value. If required, a mechanical cleaning is easily carried out by the user. Optionally and if required the sensor is available ATEX Zone 2 certified for use in hazardous areas and with a special protective coating for resistance to aggressive mediums, trace acids for example


Accuracy in black and white

Also as an option the sensor is available with high precision adjustment. This option includes the supply of an ISO calibration certificate with recorded accuracy and repeatability. This calibration is carried out in house at Schmidt Technology with traceability to National Standards. A recalibration service is also offered.

Electronics

Output signal

4 ... 20 mA/0 ... 10 V



Practical examples

Branch	application	The solution with SS 20.500
Cleanroom/ pharmaceuticals	Laminar flow control during cleaning processes	<ul style="list-style-type: none"> - Highly precise and safe control of laminar flow at 0,45 m/s - Chemically resistant to detergents
	Control of supply air in a biological degradation process	<ul style="list-style-type: none"> - Easy installation in complete system - Extremely wide measuring range from 0,06 ... 50 m/s, -40 °C ... +85 °C
Ventilation/ air-conditioning	Monitoring and control of supply and exhaust air in big ventilation systems of production facilities	<ul style="list-style-type: none"> - Easy detection of volume flows from "nearly zero" up to maximum value - Easy mounting in ducts up to 2.000 mm diameter
Industrial processes	Supervising exhausts during ground treatment processes	<ul style="list-style-type: none"> - Resistent to aggressive air particles - Precise control of drafts by axial inflow (360°)
	Monitoring of lacquering processes	<ul style="list-style-type: none"> - Cost-effective ATEX version - Easy cleaning by the applicant
	Measurement of separated methane in coking plants	<ul style="list-style-type: none"> - Resistent to dust/powder - Detection of smallest volume flows
	Measurement in biogas plants	<ul style="list-style-type: none"> - Explosion-proof (ATEX, Zone 2) - Position-independent volume flow detection - Easy mounting in pipe




Temperature sensor

Flow sensor




How does it work?

The flow sensor in the stainless steel sleeve between both "dumbbell disks" is heated up to 40 K over medium temperature which is measured by an integrated temperature sensor. The required power for maintaining the over temperature is an indicator for the flow velocity, which is output as "norm velocity". Thus an additional measurement of pressure or medium temperature is not required. Both "dumbbell disks" have the function of flow rectifiers, therefore even relatively irregular flows can be measured.



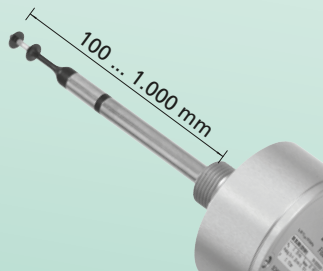
SCHMIDT® SS 20.500 basic sensor



SCHMIDT® SS 20.500 with remote sensor (optional)
and protective coating (PU, optional)

You have the choice!

Besides standard sensor lengths, customized lengths up to 1000 mm are available on request. Selecting a customized length allows ideal positioning of the measuring element in the flow stream.



The aerodynamically shaped dumbbell head offers optimal performance where problematic flow characteristics exist and the crevice free design allows easy cleaning. As an option and where applications demand two special protective coating is available.

Everything in view



The LED display is dual function. In 'normal' operation the 4 x LED's illuminate steady green in sequence. In 'fault' condition reportable faults are indicated by red flashing LED's. The instrument will output V and mA and change-over is automatic.



SCHMIDT® SS 20.500 Ex
with remote sensor (optional)

ATEX design

Applicable in inflammable environments

The optional ATEX version SS 20.500 Ex has been designed for applications in potentially explosive atmospheres – gas and dusts – of zone 2. For this purpose special protective functions are integrated amongst others, i.e. the protective sleeve for the plug-in connector of connecting cable and the earthing terminal on the housing. For difficult installation situations the version "remote" is recommended. In this case the additional earthing on the sensor tube has to be considered for the ATEX version.




SCHMIDT® SS 20.500 Ex

Protective sleeve

Technical Data

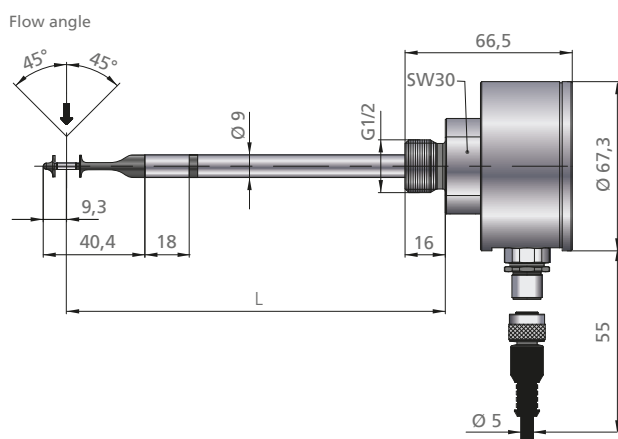
Data	
Measuring values	Standard flow velocity w_N normalized to $T_N = 20^\circ\text{C}$ and $p_N = 1013.25\text{ hPa}$ temperature of medium T_M
Measuring fluid	Air / nitrogen or other gases on request
Measuring range w_N	0 ... 1/2,5/5/10/20/35 / 50 m/s
Lower detection limit w_N	0,06 m/s
Temperature range measuring T_M	$-40^\circ\text{C} \dots +85^\circ\text{C}$
Accuracy	
Standard $w_N^{1)}$	$\pm(3\% \text{ of tmv. } +[0,4\% \text{ v. MBE; min. } 0,02 \text{ m/s}])$
High precision (optional) $w_N^{1)}$	$\pm(1\% \text{ of tmv. } +[0,4\% \text{ v. MBE; min. } 0,02 \text{ m/s}])$
Repeatability w_N	$\pm 1\%$ of the measured value
Response time $t_{90} w_N$	3 s (jump from 0 auf 5 m/s air)
Temperature gradient w_N	$\leq 2 \text{ K/min at } 5 \text{ m/s}$
Measuring accuracy T_M ($w_N > 1 \text{ m/s}$)	$\pm 1 \text{ K } (10^\circ\text{C} \dots 30^\circ\text{C}); \pm 2 \text{ K (remaining measuring range)}$
Operating temperature	
Sensor	$-40^\circ\text{C} \dots +85^\circ\text{C}$
Electronics	$-20^\circ\text{C} \dots +70^\circ\text{C}$
Storage temperature	$-40^\circ\text{C} \dots +85^\circ\text{C}$
Material	
Housing	Aluminium, anodised
Sensor tube	Stainless steel 1.4404
Sensor head	PBT fibre-glass reinforced, stainless steel 1.4404
Protective coating (optional)	Polyurethane derivative / Parylene
Protective sleeve (ATEX)	Aluminium, anodized
Sensor cable (remote sensor)	(PUR, halogenfree, UL)
General Data	
Medium environment	Non-condensing (up to 95 % RH)
Maximum pressure - compact sensor - remote sensor	10 bar atmospheric (700 hPa ... 1.300 hPa)
Display	4 x Duo-LEDs (green/red/orange)
Supply voltage	24 V AC/DC $\pm 20\%$
Current consumption	60 mA typ. (max. 170 mA)
Analog outputs for temperature and velocity Auto U/I	0 ... 10 V/4 mA... 20 mA (short-circuit protected) voltage output: $R_L > 500 \Omega$ current output: $R_L < 500 \Omega$ change-over hysteresis: 50 Ω
Electrical connection	Plug-in connection M12, screwed, 5-pin, male
Maximum cable length	Voltage output: 15 m, current output: 100 m
Mounting position	Any
Minimum immersion depth	58 mm (< 58 mm on request)
Type / class of protection	IP67 (sensor head)/IP65 (housing)/III (SELV) or PELV
ATEX-category	II 3D Ex tc IIIC T125 °C Dc IP64 II 3G Ex nA IIC T4 Gc
Sensor length	100/150/161,5 (remote Version)/350/ ≤ 1000 mm
Weight by mass	400 g max. (without cable)

¹⁾ under reference conditions, related to the calibration reference

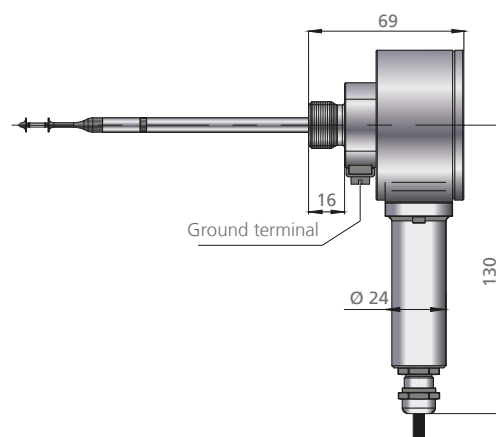


Physical Dimensions (mm)

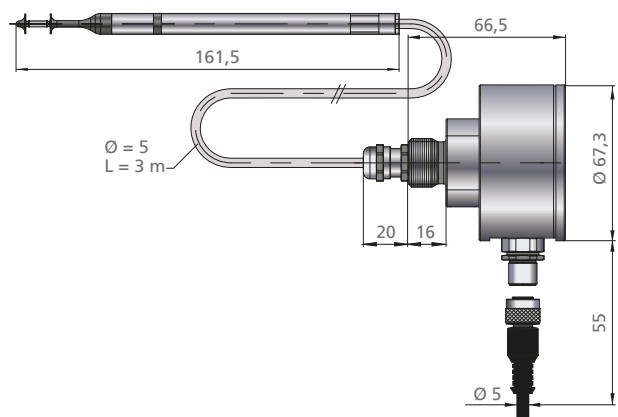
Basic sensor



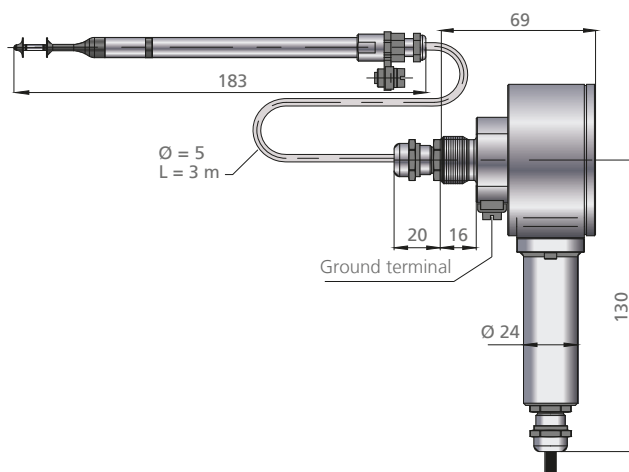
ATEX design SS 20.500 Ex (optional)



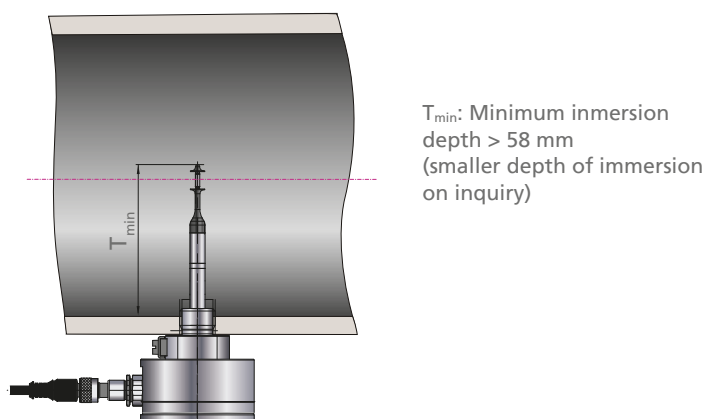
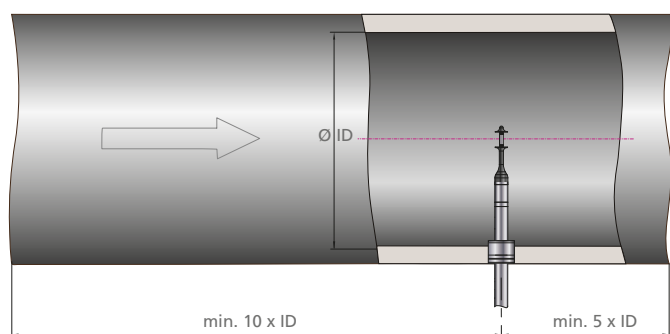
Remote sensor



Remote sensor ATEX design (optional)



Mounting instructions



Accessories




LED wall display (accessories) (see separate brochure)

For local indication an LED wall display is available.

The advantages:

- Display in m/s or m³/h
- Programmable output signal
- Two programmable relay outputs
- Voltage supply 85 – 230 V AC
- Voltage supply of the connected sensor
- Separate version with sum function



Compression fitting
in stainless steel,
max. 10 bar over
pressure¹⁾



Compression
fitting in brass,
max. 10 bar over
pressure¹⁾

¹⁾also available as compression fitting for atmospheric pressure (without pressure losses)



Protective clip


To protect the dumbbell head from serious mechanical influences a protective clip made of stainless steel can be attached to the sensor tube. This accessory part is especially recommendable i. e. in "clean workbenches", to avoid unintended contact during operation. The protective clip is designed in a way to eliminate aerodynamic influence.



Coupler socket with
screw type terminals



Mounting flange



Compression fitting in brass or
stainless steel for atmospheric
pressure



Welding sleeve steel or
stainless steel

Order information SCHMIDT® Flow Sensor SS 20.500

	Description	Article number						
Basic sensor	SCHMIDT® Flow Sensors SS 20.500; output signal 4 ... 20 mA and 0 ... 10 V	521 501 -	X	Y	Z	P	A	
	Options							
Mechanical type	Sensor length 100 mm		1					
	Sensor length 150 mm		2					
	Sensor length 350 mm		3					
	Sensor Special length (> 100 mm ... 1.000 mm): _____ mm		9					
	Remote sensor with 3 m cable		4					
	Remote sensor with special cable length: _____ m (1 ... 30 m; 1 m steps)		5					
Measuring range, adjustment accuracy and calibration	Measuring range 0 ... 1 m/s		1					
	Measuring range 0 ... 2,5 m/s		6					
	Measuring range 0 ... 5 m/s		2					
	Measuring range 0 ... 10 m/s		3					
	Measuring range 0 ... 20 m/s		4					
	Measuring range 0 ... 35 m/s		5					
	Measuring range 0 ... 50 m/s		7					
	Standard adjustment				1			
	Standard adjustment with certificate				5			
	High precision adjustment including ISO calibration certificate				2			
	Standard adjustment 4 ... 20 mA				3			
	Standard adjustment with certificate 4 ... 20 mA				6			
	High precision adjustment 4 ... 20 mA including ISO calibration certificate				4			
Protection type	Without protective coating					1		
	With protective coating PU (black)					2		
	With protective coating Parylene (transparent)					5		
	Without ATEX design (SS 20.500)						1	
	ATEX design (SS 20.500 Ex)						2	
	Description	Article number						
Accessories	Connection cable 5-pin, length 5 m, with coupler socket and open cable ends	523 565						
	Connection cable 5 - pin, selectable length (2 ... 100 m; 1 m-steps), with coupler socket and cable end sleeves, halogen free	523 566						
	Coupler socket 5-pin, with screw type terminals for cable Ø 4 ... 6 mm	523 562						
	Compression fitting stainless steel G ½, atmospheric pressure	532 160						
	Compression fitting brass G ½, atmospheric pressure	517 206						
	Compression fitting brass G ½, max. 10 bar, with protection against pressure losses	524 891						
	Compression fitting stainless steel G ½, max. 10 bar, with protection against pressure losses	524 919						
	Welding sleeve steel G ½, according to EN 10241, 5 pieces	524 916						
	Welding sleeve stainless steel G ½, according to EN 10241, 2 pieces	524 882						
	Attachable protective clip for protection against mechanical influences, stainless steel	531 026						
	Attachable protective 2-wires-clip for protection against mechanical influences, stainless steel, H ₂ O ₂ -resistant	559 124						
	Power supply: output 24 V DC / 1 A; input 115 / 230 V AC	535 282						
	LED display MD 10.010; in wall housing to show the volume flow and flow velocity, 85 ... 230 V AC and sensor supply	527 320						
	LED display MD 10.010; similar to 527 320, but with 24 V DC voltage supply	528 240						
	LED display MD 10.015; similar to 527 320, with additional sum function and second measuring input	527 330						
	LED display MD 10.015; similar to 527 330, but with 24 V DC voltage supply	528 250						
	Assembly kit for pipe assembly suitable for MD 10.010 / 10.015, including pipe clamps and collar for adjustment to the pipe diameter	531 394						