

Q.bloxx XL A103

Multi-Channel Module for Voltages

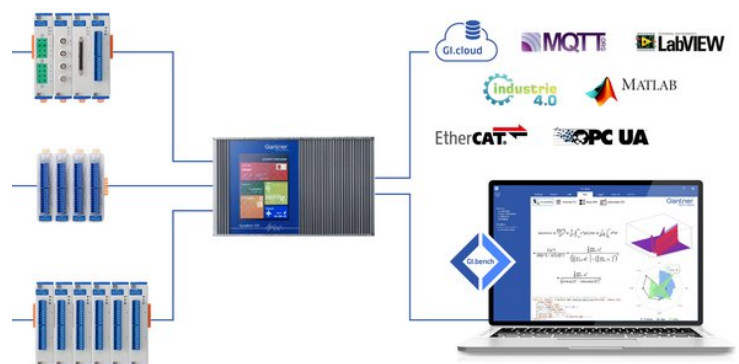
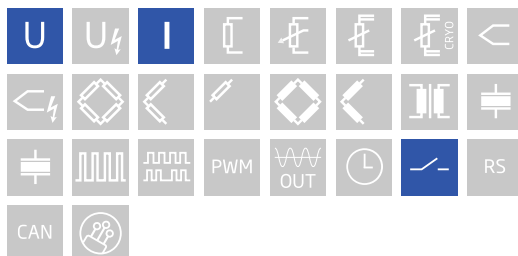
Q.bloxx XL is a new addition to the Q.series product family - the ideal DAQ solution for widely distributed installations that require higher performance and custom sensor terminations. Q.bloxx XL products are packaged in modular, DIN Rail mountable enclosures that easily snap together for system expansion. Flexibility in distribution allows for highly synchronized data that is less prone to noise due to shorter sensor cable runs to the subject.

- RS485 fieldbus interface up to 48 Mbps: LocalBus, up to 115.2 kbps: Modbus-RTU, ASCII
- Connectable to Controller Q.station X
- Electromagnetic Compatibility according to EN61000-4 and EN55011
- Power supply 10 ... 30 VDC
- DIN rail mounting (EN60715)



Key Features

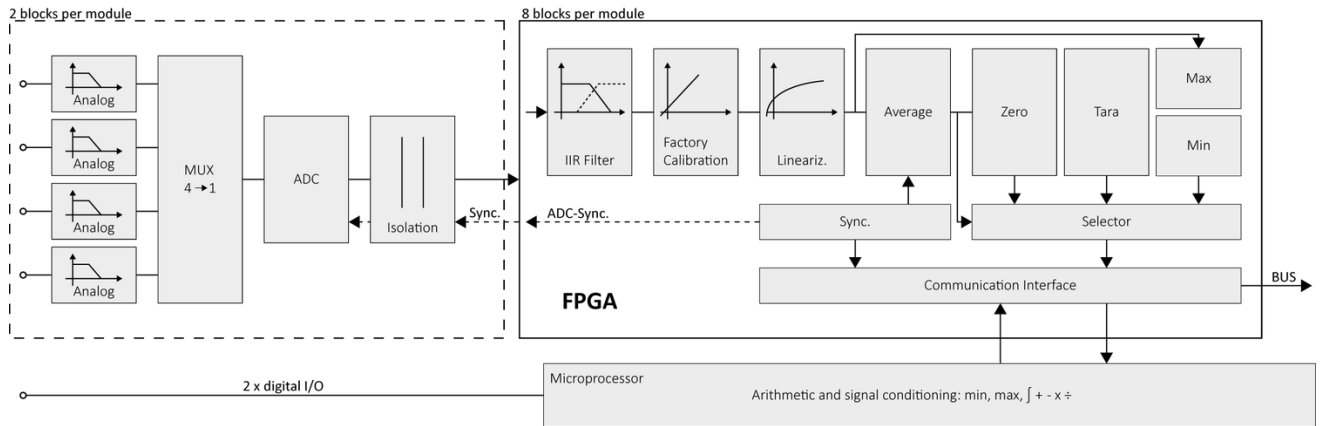
- 8 galvanic isolated input channels
differential voltage, current via shunt connector Isolation voltage 100 VDC
- High accuracy digitalization
24 bit ADC, 100 Hz sample rate per channel
- 2 digital in and 2 outputs
input: state, tare, memory reset
output: state, alarm, threshold
- Signal conditioning
linearization, digital filter, average, scaling, min/max storage, arithmetic, alarm
- Galvanic isolation
channel to channel, isolation voltage 100VDC, power supply and interface, isolation voltage 500 VDC



Q.bloxx XL A103

Multi-Channel Module for Voltages

Block diagram



Technical Data

Analog Input

Channels	8
Accuracy	0.01 % typical
	0.025 % in controlled environment ¹
	0.05 % in industrial area ²
Linearity error	0.01 % typical full-scale
Repeatability	0.003 % typical (within 24 h)
Isolation voltage	500 VDC channels to power supply channel to bus ³
	100 VDC continuous, channel to channel

¹ according to EN 61326 2006: appendix B

² according to EN 61326 2006: appendix A

³ noise pulses up to 1000 VDC, continuous up to 250 VDC

Measurement Mode Voltage

Error	Range	max. Error	Resolution
	±10 V	±2 mV	40 µV
Input impedance	>1 MΩ		
Long term drift	<50 µV / 24 h	<500 µV / 8000 h	
Temperature influence	Offset drift	Gain drift	
	<50 µV / 10 K	<0.025 % / 10 K	
Signal-to-noise ratio	>100 dB at 100 Hz	>120 dB at 1 Hz	

Measurement Mode Current (Only with Q.series Terminal SR [791989])

Input range	±25 mA
Margin of error	±22 µA
Resolution	400 nA
Long term stability	500 nA / 24 hrs
Temperature drift	<75 ppm / 10 K
Input impedance	100 Ω

Analog/Digital-Conversion

Resolution	24-bit
Update rate	100 Hz per channel
Modulation method	Sigma-Delta
Anti-aliasing filter	20 Hz, 3rd order
Digital filters	Infinite impulse response (IIR), low-pass, high-pass, band-pass, Butterworth or Bessel (2nd, 4th, 6th or 8th order), frequency range 0.1 Hz to 10 Hz (adjustable via software)
Averaging	configurable or automatic according to the user-defined data rate

Digital In-/Outputs

Channels	4, 2 digital inputs and 2 digital outputs
Input	status, tare, reset
Input voltage / input current	max. 30 VDC / max. 0,5 mA
Lower / upper threshold	< 2.0 V (low) / > 10 V (high)
Output	status, alarm
Contact	open drain p-channel MOSFET
Load capacity	30 VDC / 100 mA (ohmic load)

Communication Interface Localbus

Protocols	proprietary Localbus (115200 bps to 48 Mbps, latency <100 ns) ASCII (19200 bps to 115200 bps) Modbus RTU
Data format	8E1
Electrical standard	ANSI/TIA/EIA-485-A, 2-wire

Power Supply

Input voltage	10 to 30 VDC, overvoltage and overcurrent protection
Power consumption	approx. 2 W
Input voltage influence	< 0.001 % / V

Environmental

Operating temperature	-20°C to +60°C
Storage temperature	-40°C to +85°C
Relative humidity	5 % to 95 % at 50°C, non-condensing

Remarks

Warm-up time	Validity of all listed specifications are subject to a warm-up period of at least 45 minutes
	Specifications subject to change without notice

Mechanical information

Material	Aluminum and ABS
Measurements (W x H x D)	30x 145 x 135mm
Weight	approx. 500 g

Q.bloxx XL A103

Multi-Channel Module for Voltages

Ordering Information

Article number	541018
Accessories	Terminal SR, article number 791989

Gantner Instruments

Austria | Germany | France | Sweden | India | USA | China | Singapore
Montafonerstraße 4 · A-6780 Schruns · T +43 55 56 · 77 463-0

office@gantner-instruments.com
www.gantner-instruments.com