

# Q.bloxx XL A108

## Voltage Measurement Module

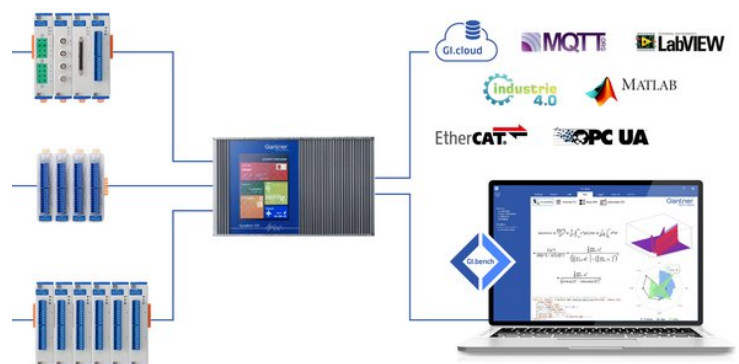
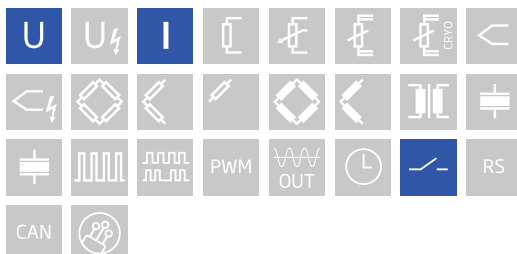
Q.bloxx XL is a new addition to the Q.series product family - the ideal DAQ solution for widely distributed installations that require higher performance and custom sensor terminations. Q.bloxx XL products are packaged in modular, DIN Rail mountable enclosures that easily snap together for system expansion. Flexibility in distribution allows for highly synchronized data that is less prone to noise due to shorter sensor cable runs to the subject.

- RS485 fieldbus interface up to 48 Mbps: LocalBus, up to 115.2 kbps: Modbus-RTU, ASCII
- Connectable to Controller Q.station X
- Electromagnetic Compatibility according to EN61000-4 and EN55011
- Power supply 10 ... 30 VDC
- DIN rail mounting (EN60715)

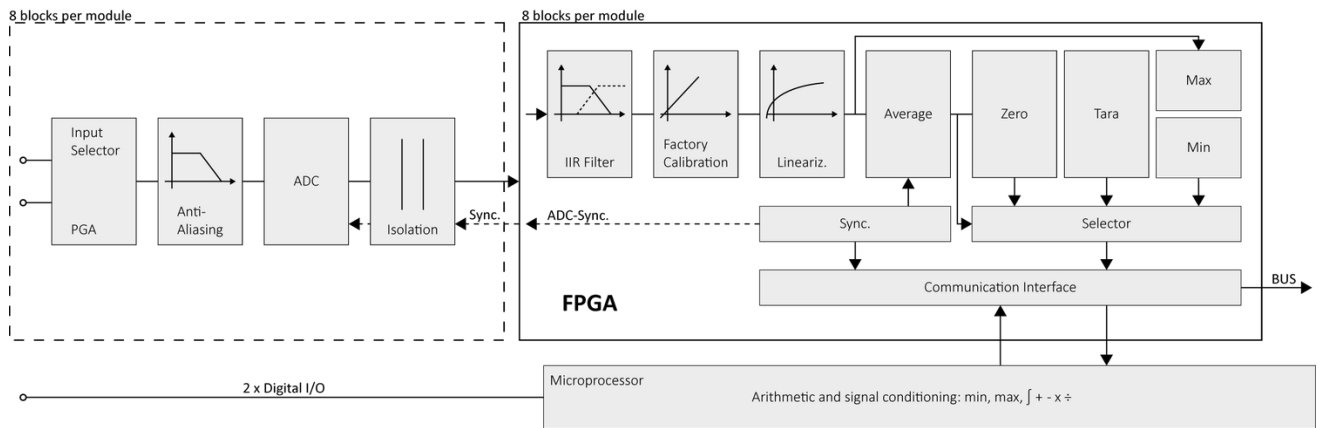


### Key Features

- 8 Analog input channels  
differential voltage, current (with shunt resistor)
- 2 Digital inputs and outputs  
status, trigger, tare, alarm, command
- High-accuracy digitization  
24-bit ADC, 20 kHz sample rate per channel
- Signal conditioning  
linearization, filtering, average, scaling, min/max, RMS, arithmetic, alarm
- 3-Way galvanic isolation  
500 VDC channel to channel, channel to power supply, and channel to bus



### Block diagram



### Technical Data

#### Analog Input

Channels	8
Accuracy	0.01 % typical
	0.025 % in controlled environment <sup>1</sup>
	0.05 % in industrial area <sup>2</sup>
Linearity error	0.01 % typical full-scale
Repeatability	0.003 % typical (within 24 hrs)
Isolation voltage	500 VDC channel to channel, to power supply, and channel to bus <sup>3</sup>

<sup>1</sup> according to EN 61326 2006: appendix B

<sup>2</sup> according to EN 61326 2006: appendix A

<sup>3</sup> noise pulses up to 1000 VDC, continuous up to 250 VDC

#### Voltage Measurement

Input range	±10 VDC	
Margin of error	±2 mV	
Resolution	1.5 µV	
Long term stability	<50 µV / 24 hrs	<200 µV / 8000 hrs
Temperature drift	<200 µV / 10 K Offset drift	<100 ppm / 10 K Gain drift
Signal-to-noise ratio	>100 dB at 100 Hz	>120 dB at 1 Hz
Input impedance	> 1 MΩ	
Overvoltage protection	± 200 V	

#### Measurement Mode Current (Only with Q.series Terminal SR [791989])

Input range	±25 mA
Margin of error	±22 µA
Resolution	15 nA
Long term stability	<500 nA / 24 hrs
Temperature drift	<150 ppm / 10 K
Input impedance	100 Ω

### Digital I/Os

Channels	4 (2 digital inputs and 2 digital outputs)
Mode(s) of operation	status, tare, reset
Input voltage	30 VDC max.
Logic voltage	< 2 VDC (Low) > 10 VDC (High)
Mode(s) of operation	status, alarm
Output voltage	10 to 30 VDC (external supply required)
Contact	open drain p-channel MOSFET
Load capacity	30 VDC / 100 mA (ohmic load)

### Analog-to-Digital Conversion

Resolution	24-bit
Sample rate	20 kHz per channel
Modulation method	sigma-delta (group delay time 600 µs)
Anti-aliasing filter	2 kHz, 3rd order
Digital filters	Infinite impulse response (IIR), low-pass, high-pass, band-pass, band-stop, Butterworth or Bessel (2nd, 4th, 6th or 8th order), frequency range 0.1 Hz to 1 kHz (adjustable via software)
Averaging	configurable or automatic according to the user-defined data rate

### Communication Interface Localbus

Protocols	proprietary Localbus (115200 bps to 48 Mbps, latency <100 ns) ASCII (19200 bps to 115200 bps) Modbus RTU
Data format	8E1
Electrical standard	ANSI/TIA/EIA-485-A, 2-wire

### Input Power

Input voltage	10 to 30 VDC, overvoltage and overcurrent protection
Power consumption	2 W (approx.)
Input voltage influence	< 0.001 % / V

### Environmental Specifications

Electromagnetic compatibility (EMC)	according to IEC 61000-4 and EN 55011
Operating temperature	-20°C to +60°C
Storage temperature	-40°C to +85°C
Relative humidity	5 - 95 % at 50°C (non-condensing)

### Remarks

Validity of all listed specifications are subject to a warm-up period of at least 45 minutes

Specifications subject to change without notice

# Q.bloxx XL A108

Voltage Measurement Module

## Mechanical information

Material	Aluminum and ABS
Measurements (W x H x D)	30x 145 x 135mm
Weight	approx. 500 g

## Ordering Information

Article number	495531
Accessories	Terminal SR, article number 791989

## Gantner Instruments

Austria | Germany | France | Sweden | India | USA | China | Singapore  
Montafonerstraße 4 · A-6780 Schruns · T +43 55 56 · 77 463-0

office@gantner-instruments.com  
www.gantner-instruments.com