

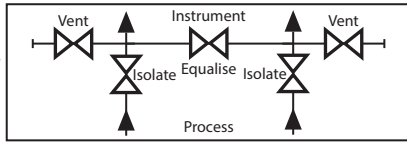
MODEL - X5

DIRECT MOUNT (Angled Bonnet Flange to Flange) FIVE VALVE MANIFOLD 413 bar (6000 psi)



| | |
|-----------------|--------|
| ISOLATE | Red |
| VENT | Yellow |
| EQUALIZE | Blue |

Valve Colour Coding



APPLICATION

Using The 5-Valve Manifold

In normal operation the "isolate" valves are open while the "equalise" and "vent" valves are closed. This provides a differential pressure reading to the pressure gauge or transmitter.


To zero the instrument, first close both "vent" valves and the downstream "isolate" valve. Then open the "equalise" valve and adjust the zero setting on the instrument.

To remove the instrument, first close both "isolate" valves, then open the "equalise" valves to relieve pressure between the manifold and the instrument.

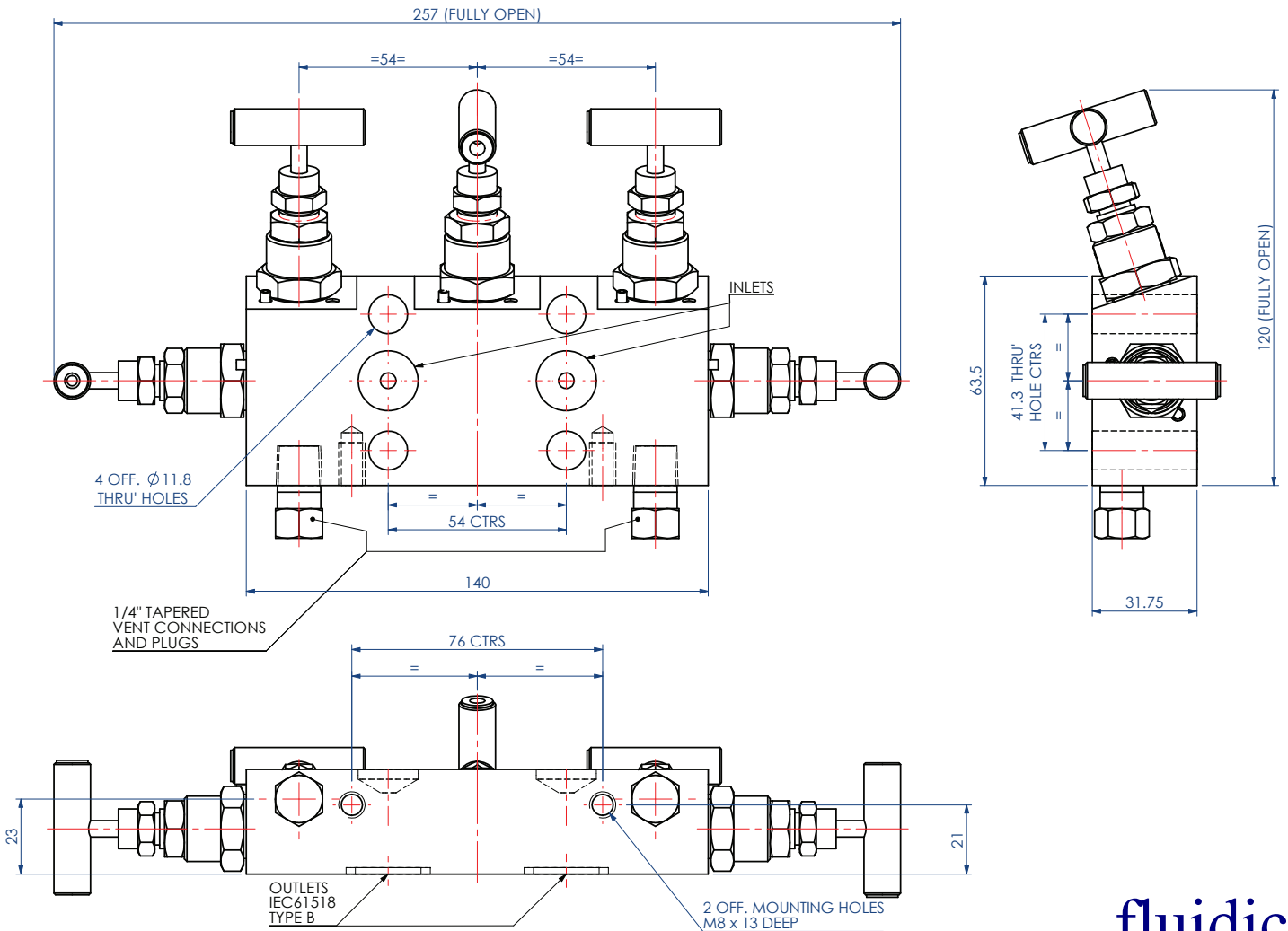
Calibration Options

An option provided by 5-valve manifolds which is not available on 3-valve types is connecting the "vent" port to known pressure sources to check the calibration of the instrument.

Also available in a range of other materials and options
(See HOW TO ORDER Data Sheet).



WEIGHT = 2.4 kg



fluidic