



**STATUS**  
INSTRUMENTS

PRODUCT GUIDE

**Fluidic Limited**

Glasgow: 0141 641 5920  
Warrington: 01925 572401

[www.fluidic-ltd.co.uk](http://www.fluidic-ltd.co.uk)

# Welcome

## to the latest Status Instruments Product Guide

Here at Status, during 2017 we'll be celebrating our **35th birthday** - and we're very proud to say that we've been making top-quality instrumentation for all that time. We've acquired a following of loyal customers who return to us year after year, and have come to appreciate our ongoing promise - that what goes into our products is inspiration, dedication and application - and what comes out is performance, reliability and value.

### Quality counts

Quality has always been a priority for us at every level, and we operate a quality system approved to BS EN ISO9001:2008.

Our products also comply with the following accreditations:



### Ordering

Please place your order directly with the distributor who sent you this Guide. If you acquired this Guide independently, please contact Status directly, and we will be able to help you.

### Fluidic Limited

Glasgow: 0141 641 5920  
Warrington: 01925 572401

[www.fluidic-ltd.co.uk](http://www.fluidic-ltd.co.uk)



# Contents

## How to use this Guide

This latest edition of our Product Guide is divided into sections, as listed below. Each section shows what the range has to offer, and the products are then listed individually with their relevant specification details beneath.

If you can't find exactly what you're looking for, or you require something specific that is not listed, please call us and we can discuss custom designs and tailored solutions.

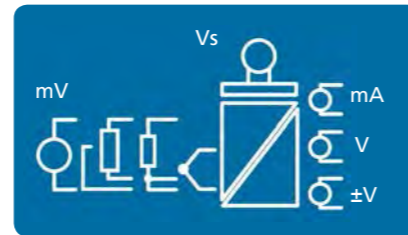
Signal conditioning	4
Rail-mounted transmitters	12
Wireless transmitters	14
In-head transmitters	16
Temperature transmitters - other types	20
Field-mounted displays	22
Probe assemblies	26
Panel meters	28
Humidity and temperature transmitters	32
Pressure transmitters	38
Infra-red sensors	40
Legacy products	42

# Signal conditioning



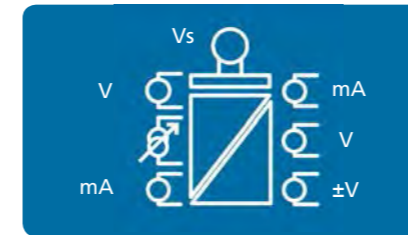
SEM 1600T

RTD, thermocouple, potentiometer, resistance or mV input.  
active / passive mA or voltage output.



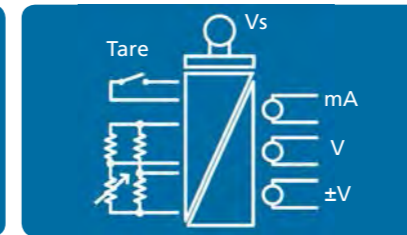
SEM 1600VI

mA / voltage conditioner with active / passive mA or voltage input and outputs.



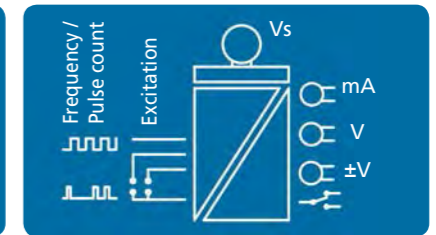
SEM 1600B

Load cell input signal conditioner with active / passive mA or voltage output.



SEM 1600F

Dual inputs, frequency and pulse counter. Active / passive mA or voltage and relay output.



## INPUT

Pt100
RTD other types
Resistance
Potentiometer
Thermocouple
Voltage
Current
Frequency
Pulse counter
Load cell

Yes
Yes
(10 to 10,500) Ω
10 Ω to 100 kΩ auto sense
K, J, N, E, T, R, S, L, U, B, C(W5), D(W3), G(W)
(-100 to +200) mV
N/A
N/A
N/A
N/A

## OUTPUT

See datasheet for full details and specific output combinations

mA - active / passive
Voltage
Bi-polar voltage

## GENERAL

Isolation
Output zero/span alignment to input
User offset
User linearisation
Remote reset
Ambient operating
Power supply
Loop power supply
Sensor excitation
Configuration
Totalise
Maths functions
Width

Yes
Yes
Yes
Yes - resistance / potentiometer / mV
N/A
(-30 to +70) °C
Universal, (10 to 48) VDC and (10 to 32) VAC
Yes - output
N/A
PC
N/A
N/A
N/A
Flow formulae
17.5 mm

N/A
N/A
N/A
N/A
N/A
(-50 to +50) VDC
(-50 to +50) mA (active / passive)
N/A
N/A
N/A

mA - active / passive
Voltage
Bi-polar voltage

Yes
Yes
N/A
Yes
N/A
(-30 to +70) °C
Universal, (10 to 48) VDC and (10 to 32) VAC
Yes - input and output
N/A
PC
N/A
N/A
Flow formulae
17.5 mm

N/A
N/A
N/A
N/A
N/A
N/A
N/A
N/A
N/A
N/A
N/A
Yes - 4-wire

mA - active / passive
Voltage
Bi-polar voltage

Yes
Yes - push-button
Yes - tare
Yes
Tare
(-30 to +70) °C
Universal, (10 to 48) VDC and (10 to 32) VAC
Yes - output
Yes
PC
N/A
N/A
N/A
17.5 mm

N/A
N/A
N/A
N/A
N/A
N/A
N/A
N/A
N/A
N/A
0.01 Hz to 65 kHz
Yes
N/A

mA - active / passive
Voltage
Bi-polar voltage
Pulse (closed contact relay)

Yes
Yes
N/A
N/A
Yes
(-30 to +70) °C
Universal, (10 to 48) VDC and (10 to 32) VAC
Yes - output
Yes
PC
Yes
Yes
17.5 mm

# Signal conditioning



SEM 1620

RTD, thermocouple, passive mA, mV input, 3-wire voltage output.



SEM 1630

RTD, thermocouple, passive mA, mV input, 2 change over relay outputs.



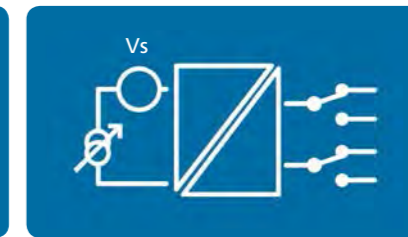
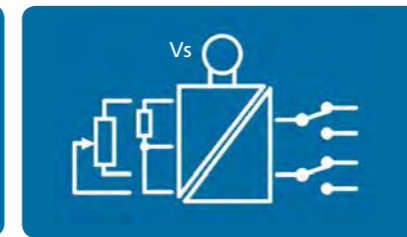
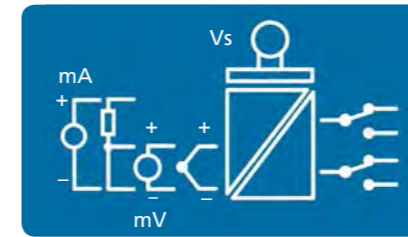
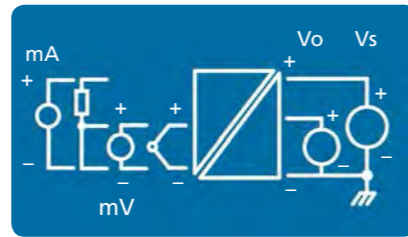
SEM 1633

RTD, potentiometer, resistance input with 2 change over relay outputs.



SEM 1636

Loop-powered input, with 2 change over relay outputs.



## INPUT

Pt100
RTD other types
Resistance
Potentiometer
Thermocouple
Voltage
Current
Frequency
Pulse counter
Load cell

Yes
N/A
N/A
N/A
K, J, N, E, T, R, S
(-10 to +75) mV
(-10 to +25) mA Passive
N/A
N/A
N/A

Yes
N/A
N/A
N/A
K, J, N, E, T, R, S
(-10 to +75) mV
(-10 to +25) mA Passive
N/A
N/A
N/A

Yes
Yes
(10 to 10,500) Ω
10 Ω to 100 kΩ auto sense
N/A
N/A
N/A
N/A
N/A

N/A
N/A
N/A
N/A
N/A
N/A
(4 to 20) mA Passive
N/A
N/A
N/A

## OUTPUT

See datasheet for full details and specific output combinations

Voltage - 3 wire
------------------

2 x (250 VAC @ 1A) C/O relay
------------------------------

2 x (250 VAC @ 1A) C/O relay
------------------------------

2 x (250 VAC @ 1A) C/O relay
------------------------------

## GENERAL

Isolation
Output zero/span alignment to input
User offset
User linearisation
Remote reset
Ambient operating
Power supply
Loop power supply
Sensor excitation
Configuration
Totalise
Maths functions
Width

Yes
Yes
N/A
N/A
N/A
(-30 to +70) °C
(15 to 28) VDC
N/A
N/A
PC
N/A
N/A
N/A
17.5 mm

Yes
N/A
N/A
N/A
N/A
(-30 to +70) °C
24 VDC
N/A
N/A
PC
N/A
N/A
N/A
17.5 mm

Yes - relays
N/A
N/A
Yes - resistance / potentiometer
N/A
(-30 to +70) °C
Universal, (10 to 48) VDC and (10 to 32) VAC
N/A
N/A
PC
N/A
N/A
17.5 mm

Yes - relays
N/A
N/A
Yes
N/A
(-30 to +70) °C
(4 to 20) mA loop
N/A
N/A
PC
N/A
Yes - flow formula
17.5 mm

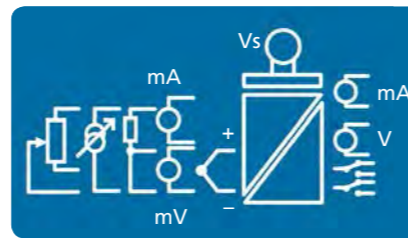


# Signal conditioning



SEM 1700

Universal signal conditioner with current or voltage, and 2 change-over relay outputs.



Single channel

Yes
N/A
(20 to 400) $\Omega$
> 1 k $\Omega$
K, J, N, E, T, R, S, L, U, B, C, D, G
$\pm 50$ mV, $\pm 200$ mV, $\pm 1$ V, $\pm 10$ V
$\pm 30$ mA (active or passive)
N/A
N/A
N/A

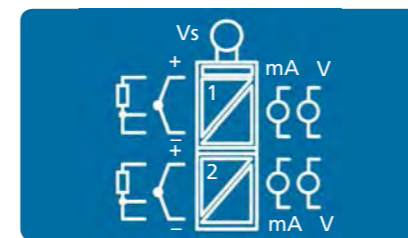
mA - active / passive
Voltage
2 x (250 VAC @ 1A) C/O Relay

Yes
Yes - push-button
N/A
N/A
N/A
(-30 to +70) $^{\circ}\text{C}$
Universal, (22 to 300) VDC and (24 to 250) VAC
Input and output
Yes - mA loop
PC - push-button
N/A
N/A
22 mm



SEM 1720

Dual-channel RTD, thermocouple, potentiometer, mV input with active / passive mA or voltage outputs.



Dual channel

Yes
Yes
N/A
10 $\Omega$ to 100 k $\Omega$ auto sense
K, J, N, E, T, R, S, L, U, B, C, D, G
N/A
N/A
N/A
N/A

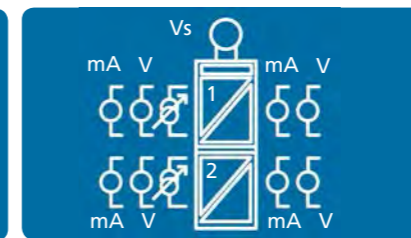
mA - active / passive
Voltage
Optional programmable maths outputs to include average, sum and splitter functions

Yes
N/A
Yes
Yes
N/A
(-30 to +70) $^{\circ}\text{C}$
Universal, (22 to 300) VDC and (24 to 250) VAC
Output, both channels
Yes - both channels
PC / DIP switch - pre-set ranges
N/A
Yes
22 mm



SEM 1750

Dual-channel mA / voltage conditioner with active / passive mA or voltage input and outputs.



Dual channel

N/A
N/A
N/A
N/A
N/A
$\pm 50$ VDC
$\pm 50$ mA (active / passive)
N/A
N/A
N/A

mA - active / passive
Voltage
Optional programmable maths outputs to include average, sum and splitter functions

Yes
N/A
N/A
Yes
N/A
(-30 to +70) $^{\circ}\text{C}$
Universal, (22 to 300) VDC and (24 to 250) VAC
Input and output, both channels
Yes - both channels
PC
N/A
Yes
22 mm

## INPUT

### TYPE

- Pt100
- RTD other types
- Resistance
- Potentiometer
- Thermocouple

### Voltage

### Current

### Frequency

### Pulse Counter

### Load Cell

## OUTPUT

See datasheet for full details and specific output combinations

## GENERAL

### Isolation

### Output zero/span alignment to input

### User offset

### User linearisation

### Remote reset

### Ambient operating

### Power supply

### Loop power supply

### Sensor excitation

### Configuration

### Totalise

### Maths functions

### Width

# Signal conditioning



**SEM 1000**

(4 to 20) mA current loop isolator.



**SEM 1010**

Provides isolated power for a transmitter derived from a powered loop.



**SEM 1015**

Converts DC voltage to an isolated (4 to 20) mA signal.



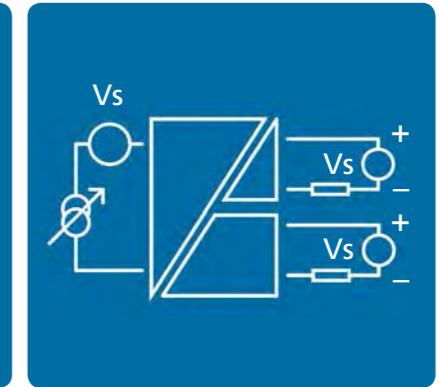
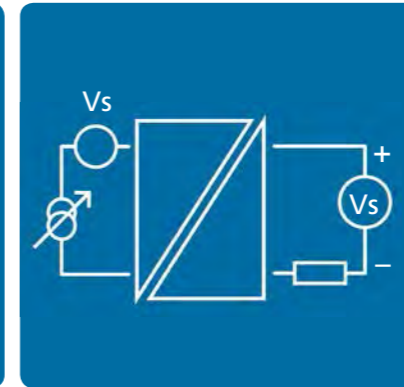
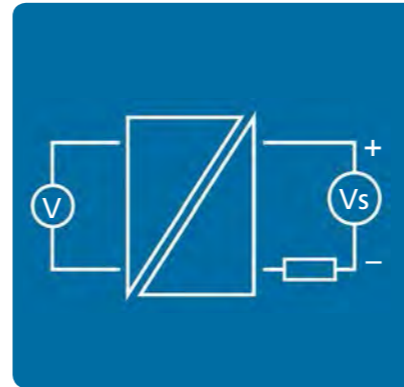
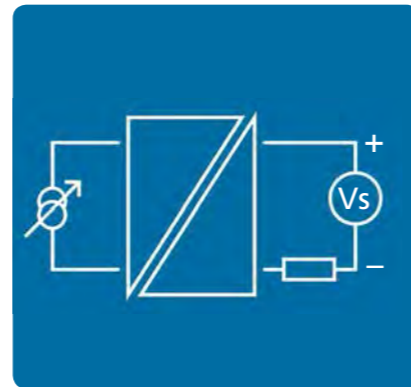
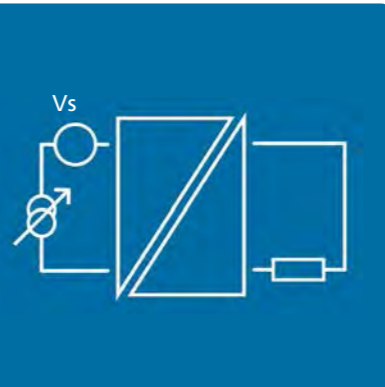
**SEM 1020**

Isolating current loop booster.



**SEM 1200**

Isolating current loop splitter.



<b>INPUT</b>	Type	(4 to 20) mA passive	2-wire (4 to 20) mA transmitter	DC voltage	(4 to 20) mA passive	(4 to 20) mA passive
	Range	(4 to 20) mA	(4 to 20) mA	Any between (-10 to 100) VDC	(4 to 20) mA	(4 to 20) mA
<b>OUTPUT</b>		(4 to 20) mA passive	(4 to 20) mA passive	(4 to 20) mA passive	(4 to 20) mA passive	2 x 2-wire (4 to 20) mA passive
<b>GENERAL</b>	Volt drop	Input 5.0 VDC typical	Output 5.0 VDC typical	N/A	Input and output 2.7 VDC	Input and outputs 5.0 VDC
	Maximum loop supply	Input 35 VDC	Output 35 VDC	Output 30 VDC	Input and output 35 VDC	Input and output 32 VDC
	Isolation	500 VDC	500 VDC	500 VDC	500 VDC	500 VDC
	Maximum load	Output 500 Ω	N/A	N/A	Output 1200 Ω	Outputs 1200 Ω
	Power supply	Input loop	Output loop	Output loop	Both loops	All loops
	Ambient operating temperature	(0 to +70) °C	(0 to +70) °C	(0 to +70) °C	(0 to +70) °C	(0 to +70) °C
Width	12.5 mm	21 mm	12.5 mm	12.5 mm	12.5 mm	

# Rail-mounted transmitters



**SEM 1605P**

Pt100 transmitter; PC configuration.



**SEM 1605TC**

Thermocouple transmitter; PC configuration.



**SEM 1615**

RTD, thermocouple, potentiometer, resistance, mV transmitter; PC configuration.



**SEM 315 MKII**

HART 5,6,7 compatible RTD, thermocouple, potentiometer, resistance, mV transmitter; PC configuration.



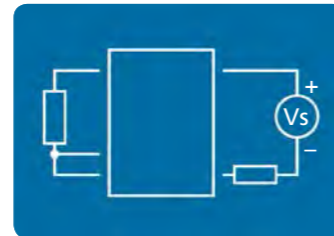
**SEM 1801/2RX**

RTD, potentiometer, resistance transmitter; PC configuration. IS-approved.



**SEM 1801/2TCX**

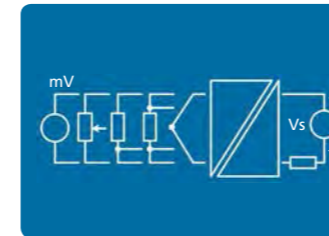
Thermocouple transmitter; PC configuration. IS-approved.



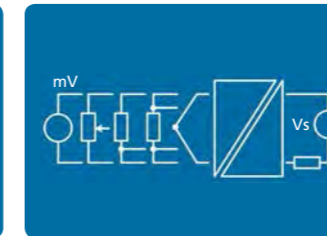
Single channel



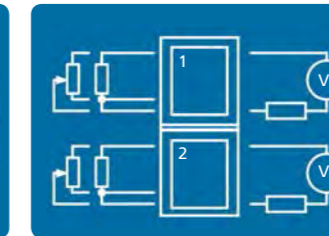
Single channel



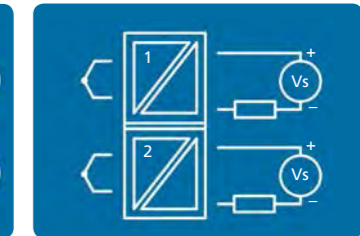
Dual input



Dual input



Single or dual channel



Single or dual channel

INPUT	TYPE
	Pt100
	Other RTD sensors
	Resistance
	Potentiometer
	Thermocouple type
	Voltage
	Current

TYPE	SEM 1605P	SEM 1605TC
Pt100	Yes - 2, 3 wire	N/A
Other RTD sensors	Yes	N/A
Resistance	N/A	N/A
Potentiometer	N/A	N/A
Thermocouple type	N/A	K, J, N, E, T, R, S, L, U, B, C, D, G
Voltage	N/A	N/A
Current	N/A	N/A

TYPE	SEM 1615	SEM 315 MKII
Pt100	Yes - 2, 3, 4 wire	Yes - 2, 3, 4 wire
Other RTD sensors	Yes - 2, 3, 4 wire	Yes - 2, 3, 4 wire
Resistance	(10 to 10,500) Ω	(10 to 10,500) Ω
Potentiometer	1 kΩ to 100 kΩ auto sense	1 kΩ to 100 kΩ auto sense
Thermocouple type	K, J, N, E, T, R, S, L, U, B, C, D, G custom	K, J, N, E, T, R, S, L, U, B, C, D, G custom
Voltage	(-1000 to +1000) mV	(-1000 to +1000) mV
Current	N/A	N/A

TYPE	SEM 1801/2RX	SEM 1801/2TCX
Pt100	Yes - 2, 3 wire	N/A
Other RTD sensors	Yes - 2, 3 wire	N/A
Resistance	N/A	N/A
Potentiometer	Yes	N/A
Thermocouple type	N/A	K, J, N, E, T, R, S, L, U, B, C, D, G
Voltage	N/A	N/A
Current	N/A	N/A

OUTPUT
(4 to 20) mA

(4 to 20) mA
--------------

(4 to 20) mA
--------------

(4 to 20) mA
--------------

GENERAL
Isolation
Custom linearisation
Output zero/span alignment to input
User offset
Ambient operating
Power supply
Configuration
Width

N/A
N/A
Yes
Yes
Yes
Yes
(-30 to +70) °C
(10 to 30) VDC
PC
17.5 mm

Yes
Yes
Yes
Yes
Yes
(-30 to +70) °C
(10 to 30) VDC
PC
17.5 mm

N/A
Yes - resistance / potentiometer
Yes
Yes
Yes
(-30 to +70) °C
(10 to 30) VDC
PC
22 mm

APPROVALS
ATEX
IEC Ex
EMC

N/A
N/A
EN BS 61326

N/A
N/A
EN BS 61326

Yes
Yes
EN BS 61326

# Wireless transmitters



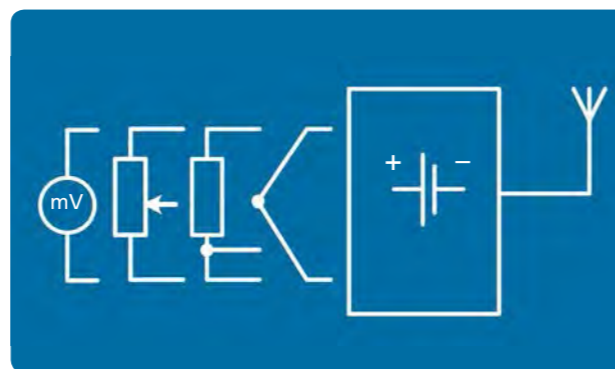
Universal head-mounted wireless transmitter



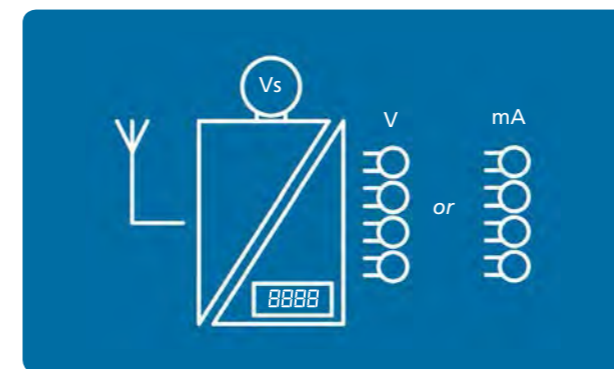
Wireless receiver for up to 16 x WTX700



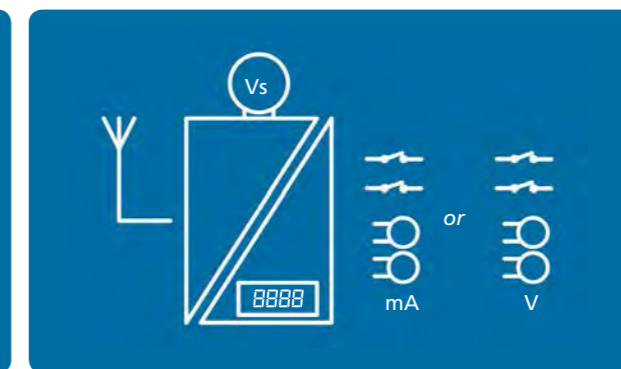
Wireless receiver for up to 16 x WTX700



Head mount in SCH4 or SCH11



DIN rail



DIN rail

**INPUT**

**OUTPUT**

**GENERAL**

**TYPE**

Pt100
RTD options
Potentiometer
Thermocouple
Voltage
Custom linearisation
User offset
Measurement data on ISM band 868.4MHz

Yes
Yes
Up to 10 kΩ autosense
J, K, T, L, U, E, N, S, R, B, C, D
(0 to 50) mV
Yes - set on receiver
Yes - set on receiver
Yes - transmit

Measurement data on ISM band 868.4 MHz
N/A

Transmit / receive range
Transmitter / receiver links
Ambient operating
Power supply
Configuration with programming module
Width

300 m line of sight
Links to any number of receivers
(-30 to +70) °C
Battery 3.6V lithium
Configuration kit
(see data sheet)

From radio signal
From radio signal
From radio signal
From radio signal
From radio signal
From radio signal
From radio signal
Yes - potentiometer / mV range
Yes - receive

4 x current - active / passive <b>or</b> voltage
RS485 Modbus for up to 16 x WTX700

300 m line of sight
Links up to 16 x WTX700 transmitters
(-20 to +50) °C
(110 to 240) VAC or (20 to 30) VDC
PC / push-button configuration kit
22.5 mm

From radio signal
From radio signal
From radio signal
From radio signal
From radio signal
From radio signal
From radio signal
Yes - potentiometer / mV range
Yes - receive

2 x current - active / passive <b>or</b> voltage
2 off (250 VAC @ 3A) C/O relay
RS485 Modbus for up to 16 x WTX700

300 m line of sight
Links up to 16 x WTX700 transmitters
(-20 to +50) °C
(110 to 240) VAC or (20 to 30) VDC
PC / push-button configuration kit
22.5 mm

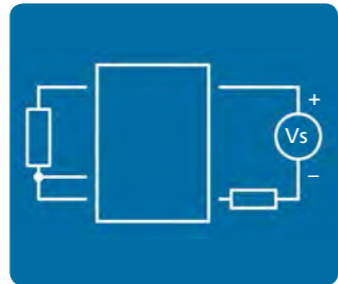


# In-head transmitters



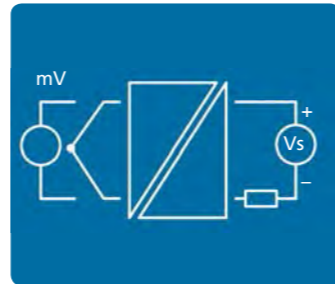
**SEM 203P**

Pt100 transmitter; push-button configuration.



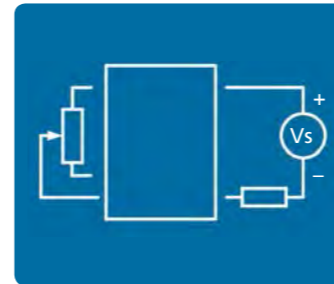
**SEM 203TC**

Thermocouple transmitter; push-button configuration.



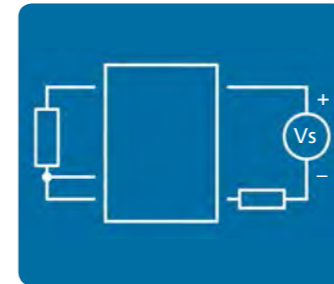
**SEM 203W**

Potentiometer transmitter; push-button configuration.



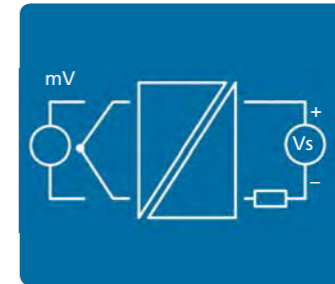
**SEM 206P**

Pt100 transmitter; PC configuration.



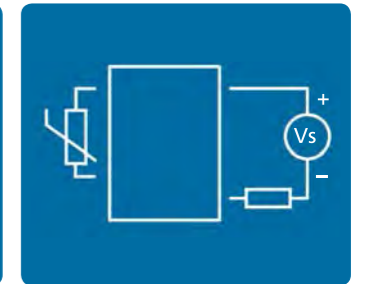
**SEM 206TC**

Thermocouple transmitter; PC configuration.



**SEM 206TH**

Thermistor transmitter; PC / push-button configuration.



INPUT	TYPE	
	Pt100	Yes - 2, 3 wire
	Other RTD sensors	N/A
	Resistance	N/A
	Potentiometer	N/A
	Thermocouple type	N/A
	Voltage	N/A
	Current	N/A
	Thermistor	N/A
OUTPUT	(4 to 20) mA	
	(4 to 20) mA	
	(4 to 20) mA	
	(4 to 20) mA	
	(4 to 20) mA	
	(4 to 20) mA	
	(4 to 20) mA	
	(4 to 20) mA	
	(4 to 20) mA	
	(4 to 20) mA	
GENERAL	Isolation	N/A
	Custom linearisation	N/A
	Output zero/span alignment to input	Yes - push-button
	User offset	N/A
	Display	N/A
	Ambient operating	(-40 to +85) °C
	Power supply	(10 to 30) VDC
	Configuration	Push-button
	Width / diameter	43 mm dia.
APPROVALS	ATEX	N/A
	IEC Ex	N/A
	Marine DNV standard	Yes
	EMC	EN BS 61326

	In-head	In-head
Yes - 2, 3 wire	Yes - 2, 3 wire	N/A
N/A	N/A	N/A
N/A	N/A	N/A
N/A	N/A	N/A
N/A	N/A	K, J, N, E, T, R, S
N/A	N/A	(-10 to +70) mV
N/A	N/A	N/A
N/A	N/A	N/A
(4 to 20) mA	(4 to 20) mA	(4 to 20) mA
N/A	Yes	N/A
N/A	N/A	N/A
Yes - push-button	Yes - push-button	Yes - push-button
N/A	N/A	N/A
N/A	N/A	N/A
(-40 to +85) °C	(-40 to +85) °C	(-40 to +85) °C
(10 to 30) VDC	(10 to 30) VDC	(10 to 30) VDC
Push-button	Push-button	Push-button
43 mm dia.	43 mm dia.	43 mm dia.
N/A	N/A	N/A
N/A	N/A	N/A
Yes	Yes	Yes
EN BS 61326	EN BS 61326	EN BS 61326

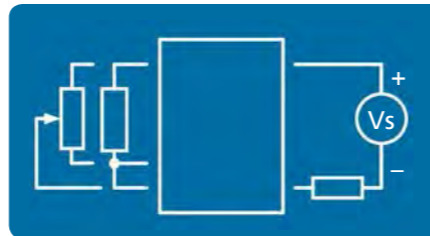
	In-head	In-head
N/A	N/A	N/A
N/A	N/A	N/A
N/A	N/A	N/A
1 kΩ to 100 kΩ	1 kΩ to 100 kΩ	N/A
N/A	N/A	N/A
N/A	N/A	N/A
N/A	N/A	N/A
N/A	N/A	N/A
N/A	N/A	N/A
(4 to 20) mA	(4 to 20) mA	(4 to 20) mA
N/A	N/A	N/A
N/A	N/A	N/A
Yes - push-button	Yes - push-button	N/A
N/A	Yes	Yes
N/A	N/A	N/A
(-40 to +85) °C	(-40 to +85) °C	(-40 to +85) °C
(10 to 30) VDC	(10 to 30) VDC	(10 to 30) VDC
Push-button	PC	PC
43 mm dia.	43 mm dia.	43 mm dia.
N/A	N/A	N/A
N/A	N/A	N/A
Yes	Yes	Yes
EN BS 61326	EN BS 61326	EN BS 61326

	In-head	In-head
N/A	N/A	N/A
N/A	N/A	N/A
N/A	N/A	N/A
N/A	N/A	N/A
N/A	N/A	N/A
N/A	N/A	N/A
N/A	N/A	N/A
N/A	N/A	N/A
N/A	N/A	N/A
(4 to 20) mA	(4 to 20) mA	(4 to 20) mA
N/A	Yes	N/A
N/A	N/A	N/A
Yes - push-button	Yes - push-button	Yes - push-button
N/A	N/A	N/A
N/A	N/A	N/A
(-40 to +85) °C	(-40 to +85) °C	(-40 to +85) °C
(10 to 30) VDC	(10 to 30) VDC	(10 to 30) VDC
Push-button / PC	Push-button / PC	Push-button / PC
43 mm dia.	43 mm dia.	43 mm dia.
N/A	N/A	N/A
N/A	N/A	N/A
Yes	Yes	Yes
EN BS 61326	EN BS 61326	EN BS 61326

# In-head transmitters



RTD, potentiometer, resistance transmitter; PC configuration.  
**IS-approved version: TTR200X.**



**In-head**

Yes - 2, 3 wire
Yes - 2, 3 wire
(10 to 10,500) Ω
1 kΩ to 100 kΩ auto sense
N/A
N/A
N/A
Yes

(4 to 20) mA
--------------

No
Resistance / potentiometer
Yes
Yes
N/A
(-40 to +85) °C
(10 to 30) VDC
PC
43 mm dia.

Yes
Yes
Yes
EN BS 61326



Thermocouple, mV transmitter; PC configuration.  
**IS-approved version: TTC200X.**



**In-head**

N/A
N/A
N/A
N/A
K, J, N, E, T, R, S, L, U, B, C, D, G custom
(-100 to +200) mV
N/A
N/A

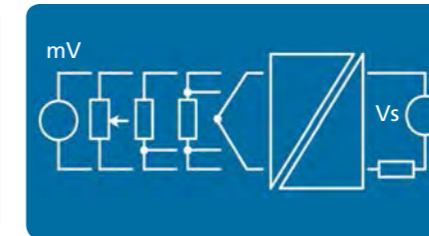
(4 to 20) mA
--------------

Yes
Yes - mV
Yes
Yes
N/A
(-40 to +85) °C
(10 to 30) VDC
PC
43 mm dia.

Yes
Yes
Yes
EN BS 61326



RTD, thermocouple, potentiometer, resistance, mV transmitter; PC configuration.  
**IS-approved version: SEM210X.**



**In-head, dual input**

Yes - 2, 3, 4 wire
Yes - 2, 3, 4 wire
(10 to 10,500) Ω
1 kΩ to 100 kΩ auto sense
K, J, N, E, T, R, S, L, U, B, C, D, G custom
(-1000 to +1000) mV
N/A
N/A

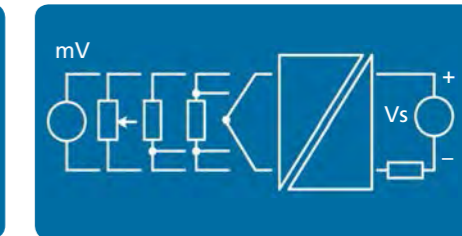
(4 to 20) mA
--------------

Yes
Yes
Yes
Yes
N/A
(-40 to +85) °C
(10 to 30) VDC
PC
44 mm dia.

Yes
Yes
Yes
EN BS 61326



HART 5,6,7 compatible RTD, thermocouple, potentiometer, resistance, mV transmitter; PC configuration.  
**IS-approved version: SEM310X.**



**In-head, dual input**

Yes - 2, 3, 4 wire
Yes - 2, 3, 4 wire
(10 to 10,500) Ω
1 kΩ to 100 kΩ auto sense
K, J, N, E, T, R, S, L, U, B, C, D, G custom
(-1000 to +1000) mV
N/A
N/A

(4 to 20) mA HART
-------------------

Yes
Yes
Yes
Yes
N/A
(-40 to +85) °C
(10 to 30) VDC
PC and HART configurator
44 mm dia.

Yes
Yes
Yes
EN BS 61326

**INPUT**

**TYPE**

- Pt100
- Other RTD sensors
- Resistance
- Potentiometer
- Thermocouple type

- Voltage
- Current
- Thermistor

**OUTPUT**

**GENERAL**

- Isolation
- Custom linearisation
- Output zero/span alignment to input
- User offset
- Display
- Ambient operating
- Power supply
- Configuration
- Width / diameter

**APPROVALS**

- ATEX
- IEC Ex
- Marine DNV standard
- EMC

# Temperature transmitters

## Other packages




**SEM 710**  
Head-mounted RTD, thermocouple transmitter with integrated display. PC configuration.



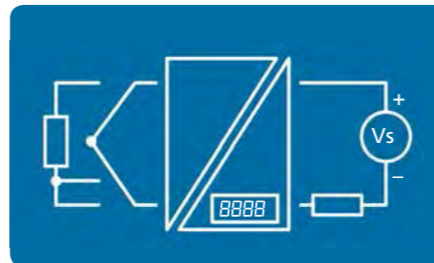
**HTR 200/1**  
MA head-mounted RTD, potentiometer, resistance transmitter.



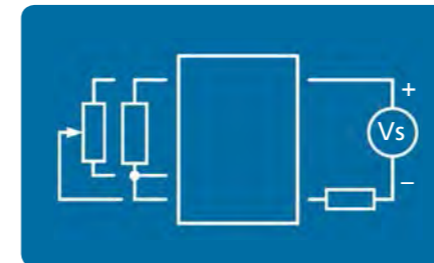
**HTR 200/1V**  
MA head-mounted RTD, potentiometer, resistance transmitter with voltage output.



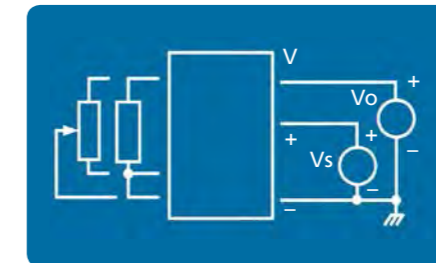
**SEM 106P**  
OEM transmitter - build into your own device.



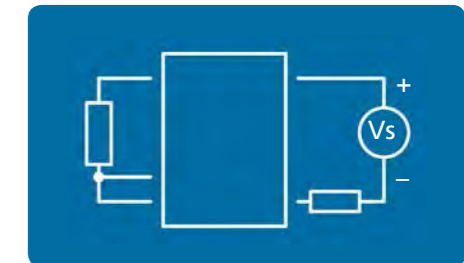
**In-head (SCH4 or SCH15)**



**In-head**



**In-head**



**In-head**

	SEM 710	HTR 200/1	HTR 200/1V	SEM 106P
<b>INPUT</b>	<b>TYPE</b>			
	Pt100	Yes - 2, 3 wire	Yes - 2, 3 wire	Yes - 2, 3 wire
	Other RTD sensors	N/A	Yes - 2, 3 wire	Yes - 2, 3 wire
	Resistance	N/A	(10 to 10,500) Ω	(10 to 10,500) Ω
	Potentiometer	N/A	1 kΩ to 100 kΩ auto sense	1 kΩ to 100 kΩ auto sense
Thermocouple type	K, J, N, E, T, R, S	N/A	N/A	N/A
Voltage	(-1000 to +1000) mV	N/A	N/A	N/A
Current	N/A	N/A	N/A	N/A
Thermistor	N/A	Yes	Yes	N/A
<b>OUTPUT</b>		(4 to 20) mA	(4 to 20) mA	3-wire programmable voltage output
				(4 to 20) mA
<b>GENERAL</b>	Isolation	Yes	N/A	N/A
	Custom linearisation	N/A	Yes -resistance / potentiometer	Yes -resistance / potentiometer
	Output zero/span alignment to input	N/A	Yes	Yes
	User offset	N/A	Yes	Yes
	Display	4-digit LED (9mm)	N/A	N/A
	Ambient operating	(-20 to +70) °C	(-40 to +85) °C	(-40 to +85) °C
	Power supply	(15 to 30) VDC	(10 to 30) VDC	(10 to 30) VDC
	Configuration	PC / push-button trim	PC	PC
Dimensions	(see data sheet)	(see data sheet)	(see data sheet)	
<b>APPROVALS</b>	ATEX	N/A	N/A	N/A
	IEC Ex	N/A	N/A	N/A
	Marine DNV standard	N/A	N/A	N/A
	EMC	EN BS 61326	EN BS 61326	EN BS 61326

# Field mounted displays

for use with temperature probes



DM 640P

LCD battery-powered Pt100 thermometer.



DM 640XP

ATEX-approved LCD battery-powered Pt100 thermometer.



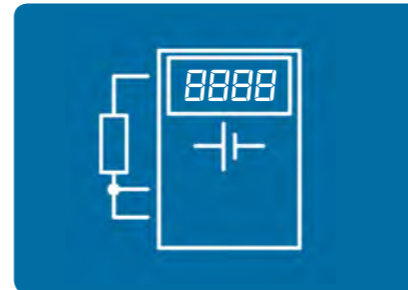
DM 640TC

LCD battery-powered thermocouple thermometer.

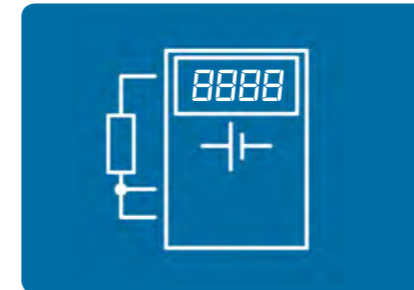


DM 640XTC

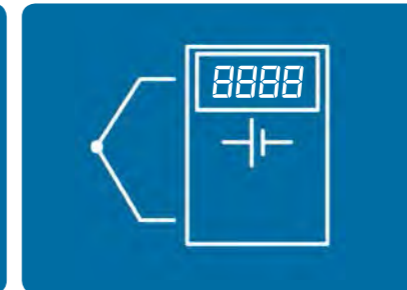
ATEX-approved LCD battery-powered thermocouple thermometer.



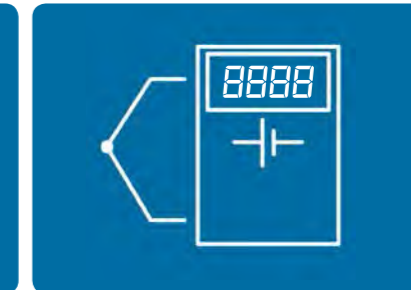
Sensor / surface mount



Sensor / surface mount



Sensor / surface mount



Sensor / surface mount

INPUT

Mechanical

Pt100

Thermocouple

Current

Voltage

Linearisation/offset

Yes

N/A

N/A

N/A

Offset

OUTPUT

Display

Max / min

4-digit LCD 8.5 mm

N/A

GENERAL

Ambient operating

Power supply

Battery life

Enclosure

Environmental rating

Configuration

(-10 to +70) °C

Battery 3.6 V lithium

2 years typical

SCH4 / SCH15

IP67

Push-button

APPROVALS

ATEX

N/A

Yes

N/A

N/A

N/A

Offset

4-digit LCD 8.5 mm

N/A

(-10 to +50) °C

Battery 3.6 V lithium

2 years typical

SCH4

IP67

Push-button

Yes

N/A

K, J, T, R, S, E, L, N

N/A

N/A

Offset

4-digit LCD 8.5 mm

N/A

(-10 to +70) °C

Battery 3.6 V lithium

2 years typical

SCH4 / SCH15

IP67

Push-button

N/A

N/A

K, J, T, R, S, E, L, N

N/A

N/A

Offset

4-digit LCD 8.5 mm

N/A

(-10 to +50) °C

Battery 3.6 V lithium

2 years typical

SCH4

IP67

Push-button

Yes



# Field mounted displays

for use with temperature probes and current loops



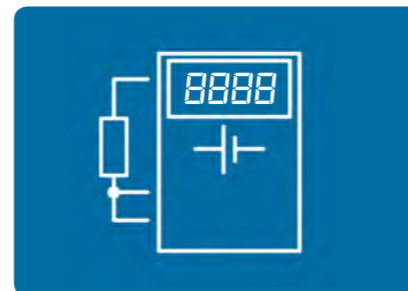
DM 660  
Large digit LCD battery-powered Pt100 thermometer.



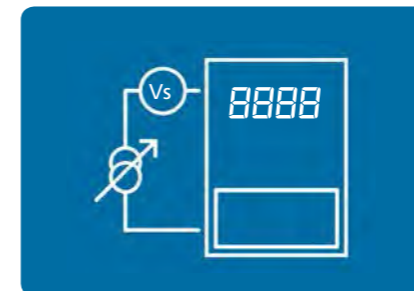
DM 700  
(4 to 20) mA loop-powered LED process indicator.



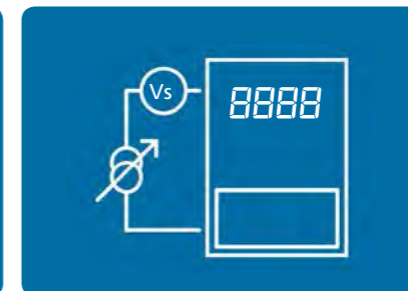
DM 700X  
ATEX-approved (4 to 20) mA loop-powered LED process indicator.



Sensor / surface / panel mount



Sensor / surface mount



Sensor / surface mount

## INPUT

### Mechanical

Pt100

Thermocouple

Current

Voltage

Linearisation/offset

Yes

N/A

N/A

N/A

N/A

## OUTPUT

Display

Max / min

4-digit LCD 20 mm

Yes

## GENERAL

Ambient operating

Power supply

Battery life

Enclosure

Environmental rating

Configuration

(-10 to +50) °C

Battery 3.6 V lithium

2 years typical

Stainless steel 100mm dia.

IP65

N/A

## APPROVALS

ATEX

N/A

N/A

N/A

(4 to 20) mA loop (passive)

N/A

Both

4-digit LED 7 mm

N/A

(-20 to +75) °C

(4 to 20) mA loop

N/A

SCH4 / SCH15

IP67

Push-button

N/A

N/A

N/A

(4 to 20) mA loop (passive)

N/A

Both

4-digit LED 7 mm

N/A

(-20 to +75) °C

(4 to 20) mA loop

N/A

SCH4

IP67

Push-button

Yes

# Probe assemblies

We pride ourselves on being able to supply probe assemblies for almost any specification.

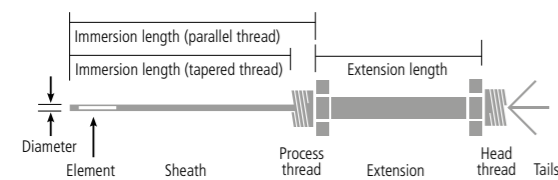
To that end, we have shown here our range of probe styles, in combination with some of our compatible transmitters, heads and thermowells, and other accessories.

Simply follow the left-to-right progression shown at the top of the page to compile your requirement.


The typical diagrams below show what factors can be specified when ordering probes and thermowells - which include temperature range and immersion depth, but can also accommodate special threads, diameters and other details if required.

If you would like to know more, or discuss a specific requirement, please call our sales team.

### Typical probe specification diagram



### Typical thermowell specification diagram



## Probes



(items shown not necessarily to scale)

## Transmitters/ Displays

Many will suit; these are just some examples



## Connection blocks



## Heads



## Compression glands



## Thermowells



# Panel meters



DM 720  
Loop-powered panel meter



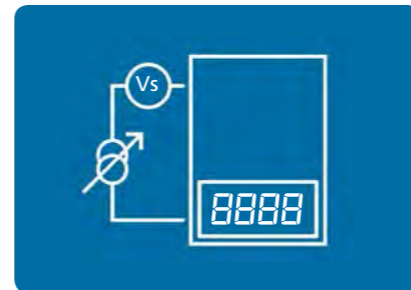
DM 3410  
Pt100 / Thermocouple 4-digit panel meter with output options.



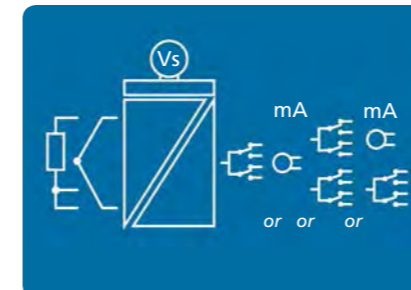
DM 3420  
Current / voltage 4-digit panel meter with output options.



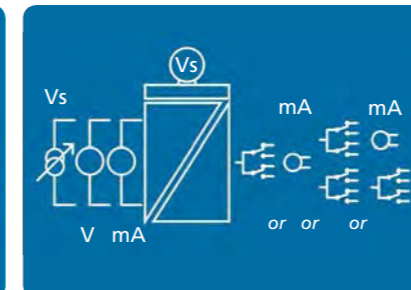
DM 3430  
High-voltage / current true RMS 4-digit panel meter with output options.



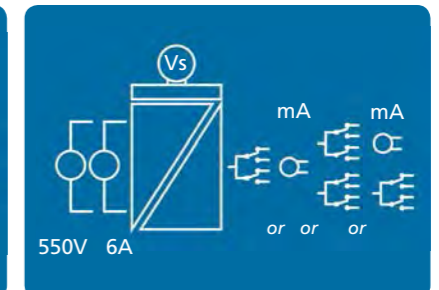
(48 x 24) mm panel mount



(96 x 48) mm panel mount



(96 x 48) mm panel mount



(96 x 48) mm panel mount

## INPUT

### Mechanical

- Pt100
- Thermocouple
- Current
- Voltage
- Frequency / pulse
- Remote digital inputs
- User linearisation

- N/A
- N/A
- Yes (passive)
- N/A
- N/A
- N/A
- N/A

## OUTPUT

See datasheet for full details and specific output combinations

4-digit LED process display

- 2 x relay (250 VAC @ 5 A) POD
- Current (active or passive) POD
- 4-digit LED process display

- 2 x relay (250 VAC @ 5 A) POD
- Current (active or passive) POD
- 4-digit LED process display

- 2 x relay (250 VAC @ 5 A) POD
- Current (active or passive) POD
- 4-digit LED process display

## GENERAL

- Isolation
- Display
- Ambient operating
- Power supply
- Loop power supply
- Sensor excitation
- Configuration
- Max / min display
- Comms
- TFML maths functions

- N/A
- 4-digit LED 10 mm
- (-10 to +60) °C
- (4 to 20) mA loop
- N/A
- N/A
- Push-button
- N/A
- N/A
- N/A

- Yes
- 4-digit LED 14.2 mm
- (-30 to +60) °C
- (20 to 35) VDC **or** (90 to 253) VAC
- Output (option)
- N/A
- Push-button
- N/A
- N/A
- N/A

- Yes
- 4-digit LED 14.2 mm
- (-30 to +60) °C
- (20 to 35) VDC **or** (90 to 253) VAC
- Input, output (option)
- N/A
- Push-button
- Yes
- N/A
- N/A

- Yes
- 4-digit LED 14.2 mm
- (-30 to +60) °C
- (20 to 35) VDC **or** (90 to 253) VAC
- Output (option)
- N/A
- Push-button
- Yes
- N/A
- N/A



# Panel meters



DM 3600U  
6-digit universal panel meter.



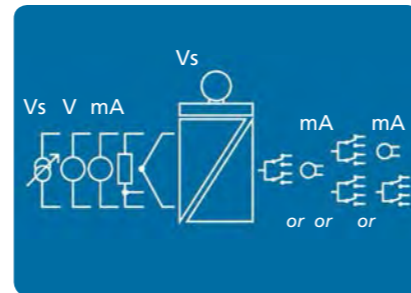
DM 3600A  
6-digit universal panel meter with rate /totaliser.



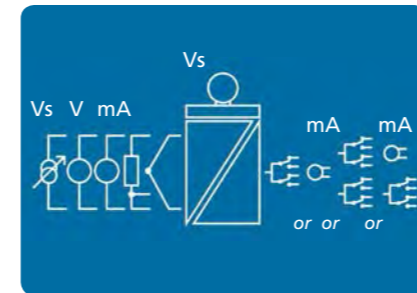
DM 4500U  
Multi-colour 5-digit universal panel meter with load cell input.



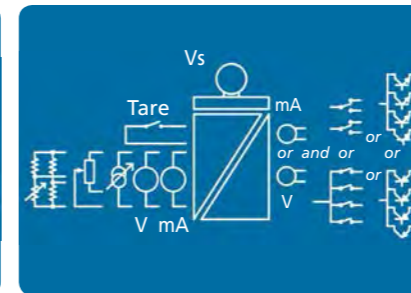
DM 4500F  
Multi-colour 5-digit universal panel meter with frequency / pulse counter input.



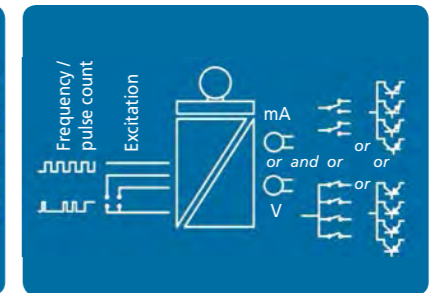
(96 x 48) mm panel mount



(96 x 48) mm panel mount



(96 x 48) mm panel mount



(96 x 48) mm panel mount

## INPUT

### Mechanical

- Pt100
- Thermocouple
- Current
- Voltage
- Frequency / pulse
- Remote digital inputs
- User linearisation

Yes
K, J, T, R, S, E, L, N, B
Yes (active or passive)
± 100 mV, ± 1 VDC, ± 10 VDC
N/A
Yes - with comms
Yes

Yes
K, J, T, R, S, E, L, N, B
Yes (active or passive)
± 100 mV, ± 1 VDC, ± 10 VDC
N/A
Yes - with comms
Yes

Yes
K, J, T
Yes (active or passive)
± 10 VDC
N/A
Yes
Yes

N/A
N/A
N/A
N/A
Yes - see data sheet
Yes
Scaling

## OUTPUT

See datasheet for full details and specific output combinations

2 x relay (250 VAC @ 5 A) POD
Current (active or passive) POD
RS485 Modbus (RJ45)
6-digit LED process display

2 x relay (250 VAC @ 5 A) POD
Current (active or passive) POD
RS485 Modbus (RJ45)
6-digit LED process display

2 x relay (250 VAC @ 8 A) option
4 x relay (250 VAC @ 5 A) option
Current (active or passive)
RS485 Modbus option
NPN / PNP logic option
5-digit LED process display

2 x relay (250 VAC @ 8 A) option
4 x relay (250 VAC @ 5 A) option
Current (active or passive)
RS485 Modbus option
NPN / PNP logic option
5-digit LED process display

## GENERAL

- Isolation
- Display
- Ambient operating
- Power supply
- Loop power supply
- Sensor excitation
- Configuration
- Max / min display
- Comms
- TFML maths functions

Yes
6-digit LED 14.2 mm
(-30 to +60) °C
(20 to 35) VDC <b>or</b> (90 to 253) VAC
Input, output (option)
N/A
Push-button / comms option
Yes
Option
Yes - with comms

Yes
6-digit LED 14.2 mm
(-30 to +60) °C
(20 to 35) VDC <b>or</b> (90 to 253) VAC
Input, output (option)
N/A
Push-button / comms option
Rate / total
Option
Yes - with comms

Yes
5-digit LED 14.2 mm multi-colour
(-10 to +60) °C
(10.5 to 70) VDC and (22 to 53) VAC <b>or</b> (85 to 265) VAC and (100 to 300) VDC
Input, output (option)
Yes - load cell
Push-button / comms option
Yes, and tare
Output (option)
N/A

Yes
5-digit LED 14.2 mm multi-colour
(-10 to +60) °C
(10.5 to 70) VDC and (22 to 53) VAC <b>or</b> (85 to 265) VAC and (100 to 300) VDC
Input, output (option)
Yes - load cell
Push-button / comms option
Total / counter
Output (option)
N/A



# Humidity and temperature transmitters



SEM 160 ID/H  
Cost-effective single-channel duct-mounted humidity Transmitter.



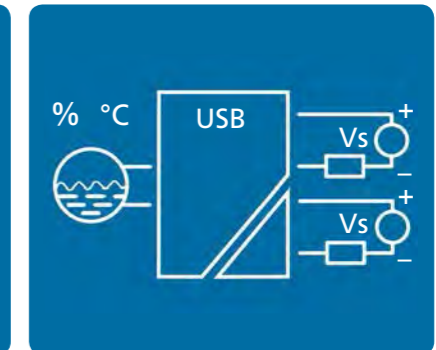
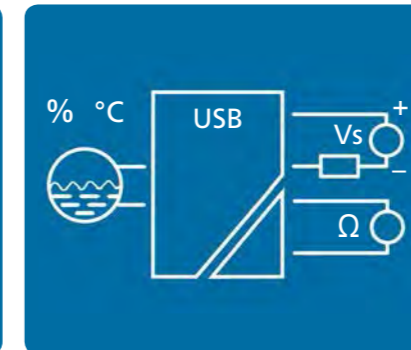
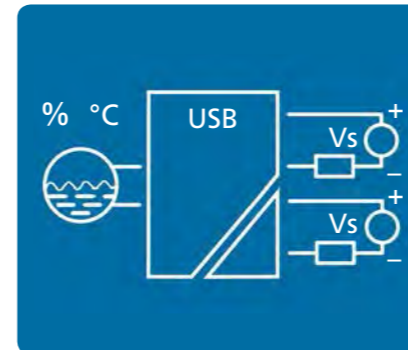
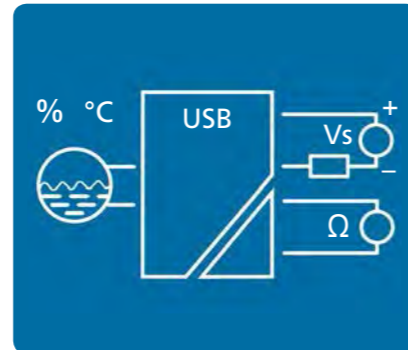
SEM 160 ID/HP  
Cost-effective dual-channel duct-mounted humidity / temperature transmitter.



SEM 160 IW/H  
Cost-effective single-channel wall-mounted humidity transmitter.



SEM 160 IW/HP  
Cost-effective dual-channel wall-mounted humidity / temperature transmitter.



## INPUT

Temperature range

(-30 to +100) °C

Humidity (RH)

(10 to 90) %

## BASE ACCURACY

Temperature

±0.5 °C

Humidity (RH)

±3% RH

## OUTPUT

Output channels

1 x (4 to 20) mA

Output choices: Temperature

Programmable

Humidity

Default

Dewpoint

Programmable

ΔTd - difference between dewpoint temperature and temperature

Programmable

Direct thermistor option

Yes

## GENERAL

Sensor length

120, 250 mm

Configuration

PC

Power supply

(10 to 30) VDC

Ambient operating (electronics, not sensor)

(-20 to +70) °C

Encapsulated electronics

N/A

(-30 to +100) °C

(10 to 90) %

±0.5 °C

±3% RH

2 x (4 to 20) mA

Default

Default

Programmable

Programmable

No

120, 250 mm

PC

(10 to 30) VDC

(-20 to +70) °C

N/A

(-30 to +100) °C

(10 to 90) %

±0.5 °C

±3% RH

1 x (4 to 20) mA

Programmable

Default

Programmable

Programmable

Yes

120 mm

PC

(10 to 30) VDC

(-20 to +70) °C

N/A

(-30 to +100) °C

(10 to 90) %

±0.5 °C

±3% RH

2 x (4 to 20) mA

Default

Default

Programmable

Programmable

No

120 mm

PC

(10 to 30) VDC

(-20 to +70) °C

N/A

# Humidity and temperature transmitters



SEM 161 W/H  
Single-channel wall-mounted humidity transmitter.

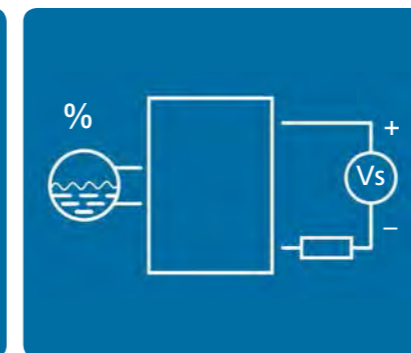
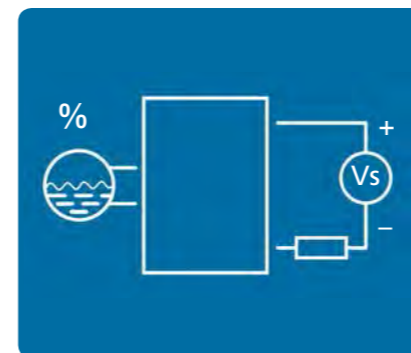
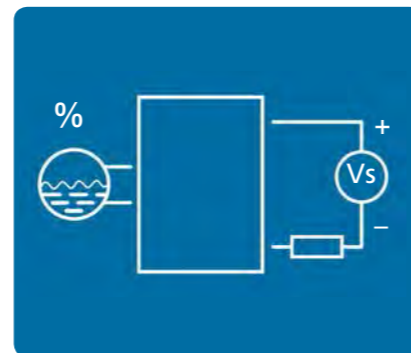


SEM 161 D/H  
Single-channel duct-mounted humidity transmitter.



SEM 161 R/H  
Single-channel remote mount humidity transmitter.

\* Supply voltage (15 to 30) VDC when display fitted.



## INPUT

Temperature range

(-30 to +100) °C

Humidity (RH)

(10 to 90) %

## BASE ACCURACY

Temperature

±0.5 °C

Humidity (RH)

±2% RH

## OUTPUT

Output channels

1 x (4 to 20) mA

Output choices: Temperature

Programmable

Humidity

Default

Dewpoint

Programmable

ΔTd - difference between dewpoint temperature and temperature

Programmable

Direct thermistor option

N/A

## GENERAL

Plug-in sensor

Yes

Cable / sensor length

120 mm

Display option

Yes

Configuration

PC

Power supply

(10 to 30) VDC \*

Ambient operating (electronics, not sensor)

(-30 to +85) °C

Encapsulated electronics

Yes

(-30 to +100) °C

(10 to 90) %

±0.5 °C

±2% RH

1 x (4 to 20) mA

Default

Default

Programmable

Programmable

N/A

N/A

120, 250, 500 mm

Yes

PC

(10 to 30) VDC \*

(-30 to +85) °C

Yes

(-30 to +100) °C

(10 to 90) %

±0.5 °C

±2% RH

1 x (4 to 20) mA

Programmable

Default

Programmable

Programmable

Yes

N/A

2m or 5m

Yes

PC

(10 to 30) VDC \*

(-30 to +85) °C

Yes

# Humidity and temperature transmitters



SEM 162 W/HP  
Dual-channel wall-mounted temperature / humidity transmitter.

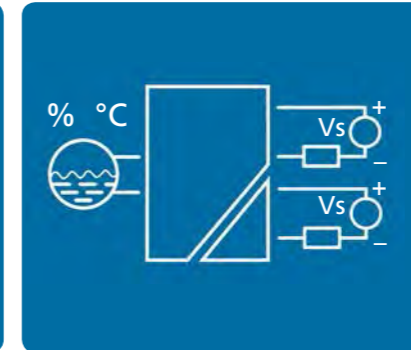
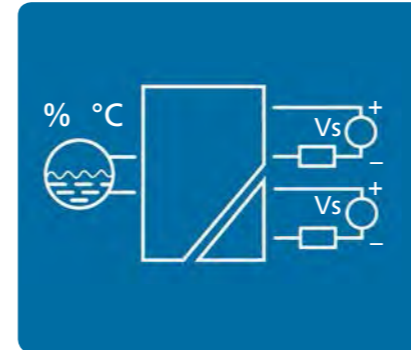
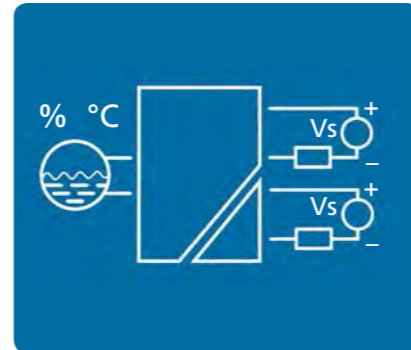


SEM 162 D/HP  
Dual-channel duct-mounted temperature / humidity transmitter.



SEM 162 R/HP  
Dual-channel remote mount temperature / humidity transmitter.

\* Supply voltage (15 to 30) VDC when display fitted.



## INPUT

Temperature range

(-30 to +100) °C

Humidity (RH)

(10 to 90) %

## BASE ACCURACY

Temperature

±0.5 °C

Humidity (RH)

±2% RH

## OUTPUT

Output channels

2 x (4 to 20) mA

Output choices: Temperature

Default

Humidity

Default

Dewpoint

Programmable

ΔTd - difference between dewpoint temperature and temperature

Programmable

Direct thermistor option

N/A

## GENERAL

Plug-in sensor

Yes

Cable / sensor length

120 mm

Display option

Yes

Configuration

PC

Power supply

(10 to 30) VDC \*

Ambient operating (electronics, not sensor)

(-30 to +85) °C

Encapsulated electronics

Yes

# Pressure transmitters



**PTX 130/1 or 2**

Cost-effective pressure transmitter.



**PTX 130/G3 or G4**

Cost-effective pressure transmitter.



**PTX 19**

High specification pressure transmitter with ATEX / IECEx version.



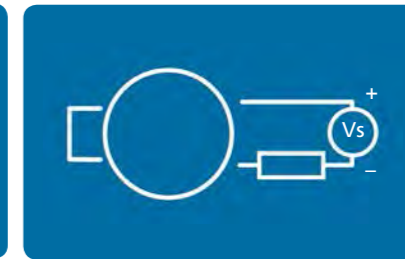
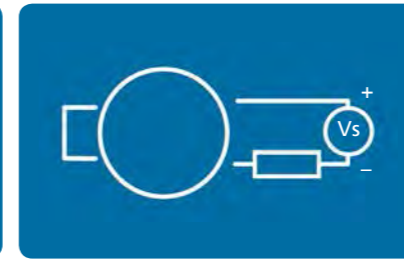
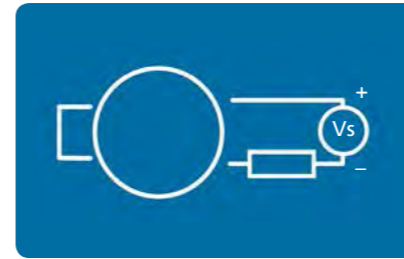
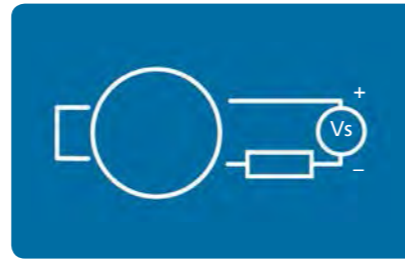
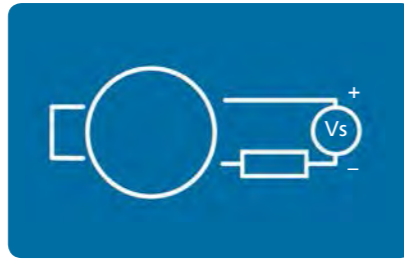
**PTX 20**

High specification liquid level transmitter with ATEX / IECEx version.



**PTX 23**

High specification corrosive media level transmitter with ATEX version.



## PRESSURE

**Range options**  
Range from zero  
Other range

(> 2 to 700) Bar  
(-1 to 1) Bar

(> 50 to 2000) mBar  
N/A

**Type**  
Gauge  
Absolute  
Sealed gauge

Yes  
Yes  
Yes

Yes  
N/A  
N/A

## OUTPUT

2-wire (4 to 20) mA loop-powered  
Voltage output

Yes  
Yes (optional)

Yes  
Yes (optional)

## GENERAL

Standard accuracy  
Operating temperature  
Process temperature  
Diaphragm material  
Material of body and process connection  
Standard seals  
Standard cable

≤ ±0.5% FS  
(-20 to +80) °C  
(-20 to +135) °C  
Ceramic  
303 stainless steel  
Viton  
N/A

≤ ±0.5% FS  
(-20 to +80) °C  
(-40 to +120) °C  
316 stainless steel  
303 stainless steel  
Viton  
N/A

## PROCESS CONNECTION

1/4" BSP  
1/4" NPT  
1/2" BSP  
1/2" BSP flush  
Other to order  
Open or closed ends

Yes  
Yes  
Yes  
Yes  
Yes  
N/A

Yes  
Yes  
Yes  
Yes  
Yes  
N/A

## APPROVALS

ATEX

N/A

N/A

(>0.1 to 1000) Bar  
N/A

Yes  
Yes  
N/A

Yes  
Yes (optional)

≤ ±0.25% FS  
(-40 to +125) °C  
(-40 to +150) °C  
316 stainless steel  
303 stainless steel  
Viton  
N/A

Yes  
Yes  
Yes  
Yes  
Yes  
N/A

Yes

(>1 to 250) mH2O  
N/A

Yes  
Yes  
N/A

Yes  
N/A

≤ ±0.25% FS  
(-5 to +80) °C  
(-5 to +80) °C  
316 stainless steel  
303 stainless steel  
Viton  
1m PUR

N/A  
N/A  
N/A  
N/A  
N/A  
Yes

Yes

(>1 to 250) mH2O  
N/A

Yes  
Yes  
N/A

Yes  
N/A

≤ ±0.2% FS  
(-5 to +80) °C  
(-5 to +80) °C  
316 stainless steel with Teflon protection  
PVDF  
Viton  
1m PUR

Yes  
Yes  
Yes  
Yes  
Yes  
Standard open, in titanium

Yes



# Infra-red sensors



Non-contact infra-red sensor with 2:1 divergent optics.



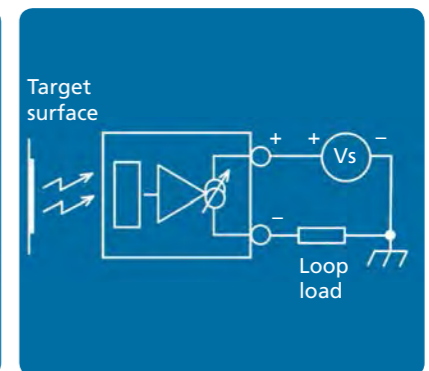
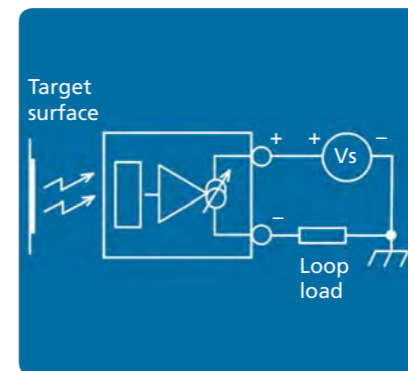
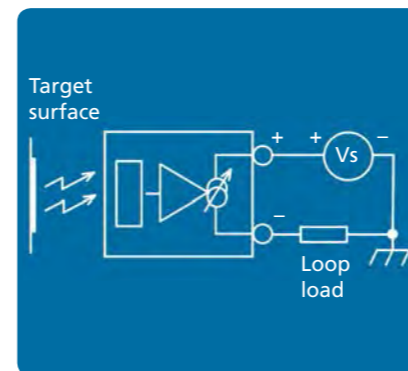
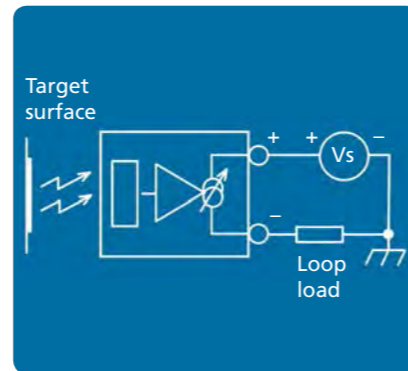
Non-contact infra-red sensor with 15:1 divergent optics.



Non-contact infra-red sensor with 30:1 divergent optics.



Non-contact infra-red sensor with close focus (CF) optics.



## INPUT

Temperature measuring range

(-20 to +250) °C

## BASE ACCURACY

Measurement accuracy

± 1% of reading, or ± 1 °C, whichever is the greater

## OUTPUT

Output, loop-powered

(4 to 20) mA

## GENERAL

Standard cable length

1m

Emissivity

Fixed at 0.95

Power supply

(6 to 28) VDC

Ambient operating (electronics, not sensor)

(0 to +70) °C

IP rating

65

Body material

Stainless steel

Lens material

Glass

Dimensions

18mm dia. x 103mm length

Thread mount

M16 x 1mm

(-20 to +500) °C

± 1% of reading, or ± 1 °C, whichever is the greater

(4 to 20) mA

1m

Fixed at 0.95

(6 to 28) VDC

(0 to +70) °C

65

Stainless steel

Glass

18mm dia. x 103mm length

M16 x 1mm

(-20 to +250) °C

± 1% of reading, or ± 1 °C, whichever is the greater

(4 to 20) mA

1m

Fixed at 0.95

(6 to 28) VDC

(0 to +70) °C

65

Stainless steel

Glass

18mm dia. x 103mm length

M16 x 1mm

(-20 to +250) °C

± 1% of reading, or ± 1 °C, whichever is the greater

(4 to 20) mA

1m

Fixed at 0.95

(6 to 28) VDC

(0 to +70) °C

65

Stainless steel

Glass

18mm dia. x 103mm length

M16 x 1mm

## Legacy Products

Because the Status product range is constantly evolving and growing, you might find that if you try to re-order a trusted and long-serving product, it may no longer be available in its original form.

So we thought it would be helpful to list here all discontinued products, and show you which of our current models would replace them. Then you can be sure to get the right state-of-the-art Status product, to serve you for many more years to come.

We also still have available to special order a number of older products, which are not included in the main body of this Product Guide.

As always, if you need more specific help or advice, please call us and we'll be happy to assist you.



These Status products, and those listed below, are no longer available. So here's how to replace them...

Discontinued product	Description	Replacement
DM500	Loop-powered LCD indicator	DM700
DM4000U	Panel meter	DM3600U
DM4000A	Panel meter	DM3600A
DM4000C	Panel meter	DM4500F - most functions
MEDACS 2100 Series	Universal input single-channel signal conditioner	SEM1700 - most functions
MEDACS 2200 Series	Universal input dual-channel signal conditioner	SEM1720 / SEM1750 most functions
MEDACS 2300 Series	Frequency input single-channel signal conditioner	SEM1600/F most functions
MEDACS 2400 Series	Frequency input dual-channel signal conditioner	SEM1600/F most functions
PTX24	Process pressure transmitter	PTX19
SEM108P	In-head temperature transmitter	SEM206P
SEM1100	Powered isolating voltage to current / current to voltage convertor	SEM1700
SEM1401 / 1402	Loop-powered trip amplifier	SEM1636
SEM1500/TC	Thermocouple DIN rail temperature transmitter	SEM1605/TC
SEM1503P	Pt100 DIN rail temperature transmitter	SEM1605/P
SEM1504/P	4-wire Pt100 DIN rail temperature transmitter	SEM1615
SEM1603	Rail-mounted temperature transmitter for Pt100 or thermocouple sensors	SEM1605P/TC
SEM1610	Universal temperature transmitter, DIN rail mount	SEM1615
SEM164	Humidity and temperature transmitter	SEM160, SEM161 or SEM162
SEM165HP	High-temperature humidity and temperature transmitter	<i>No direct replacement for higher temperature version</i>
SEM167H1C	Wall-mounted humidity transmitter with power supply and output options	SEM162
SEM167H1P	Duct-mounted humidity transmitter with power supply and output options	SEM162
SEM167H1R	Remote mount humidity transmitter with power supply and output options	SEM162
SEM210 MKI	Universal in-head temperature transmitter	SEM210 MKII
SEM213P	Manual push-button Pt100 4-20mA DIN rail temperature transmitter	SEM1605/P
SEM213TC	Manual push-button thermocouple 4-20mA DIN rail temperature transmitter	SEM1605/TC
SEM215	PC-programmable universal 4-20mA DIN rail temperature transmitter with user linearisation feature	SEM1615
SEM310 MKI	Universal HART in-head temperature transmitter	SEM310 MKII
SEM315 MKI	DIN rail Universal HART temperature transmitter	SEM315 MKII

### Older products still available

SEM104P	Analogue Pt100 temperature transmitter
SEM104TC	Analogue thermocouple temperature transmitter
SEM110P	High-accuracy analogue Pt100 temperature transmitter
STA206P	Cost-effective temperature sensor with built-in transmitter